



Aspire Center for Workforce Innovation

SHPO Mitigation Report

7.30.2025

Table of Contents

A.	HISTORIC SALVAGED ITEMS	3
B.	UTILIZATION OF SALVAGED ITEMS	4
C.	EXISTING WINDOWS	5
D.	PROFESSIONAL PHOTOGRAPHS	6
E.	HISTORIC AND PRE-DEMOLITION DRAWINGS	8
F.	ADDITIONAL REQUIREMENTS	10

A. SALVAGE HISTORIC CLASSROOM DOORS, UNUSED TRIM, UNUSED MILLWORK, USABLE WOOD FLOORING, AND UNUSED AUDITORIUM SEATING TO BE MADE AVAILABLE IN THE SECONDARY MARKET, EITHER DONATION OR FOR SALE.

See attached PDF documenting all items that were salvaged and donated. Aspire hosted two events for the community to select items to take home, and the remaining items were taken to local charities.

In addition to the donated items, several elements were salvaged and preserved in the building, including the corridor trim, all classroom entryways and door frames (with new ADA-compliant doors), built-ins in the Principal's Office, and millwork cubbies that were repurposed into seating in the corridors. Pictures attached for reference.

Items were prepared for donation on two different days: August 26 and September 27. The contractor distributed the remaining items to the subcontractors and resale vendors. The gym floor panels were repurposed into a memory panel; the remaining floor was donated as well.

Please refer to Exhibit (A) for further details.

Item	Quantity	Date Donated
Door Type 1	28	Fall 2023
Door Type 2	9	Fall 2023
Door Type 3	6	Fall 2023
Door 5	1	Fall 2023
Door 6	1	Fall 2023
Vestibule Doors	4	Fall 2023
Wood shelves/boards	8	8/26/23
Bottom half of cabinet	1	8/26/23
Top half of cabinet	1	8/26/23
Built-in wood paneling w/hooks	1	8/26/23
Wood cabinets/wardrobes	3	9/27/23
Auditorium Seating	N/A	N/A
Wood Floor Gym Panels	N/A	Fall 2023

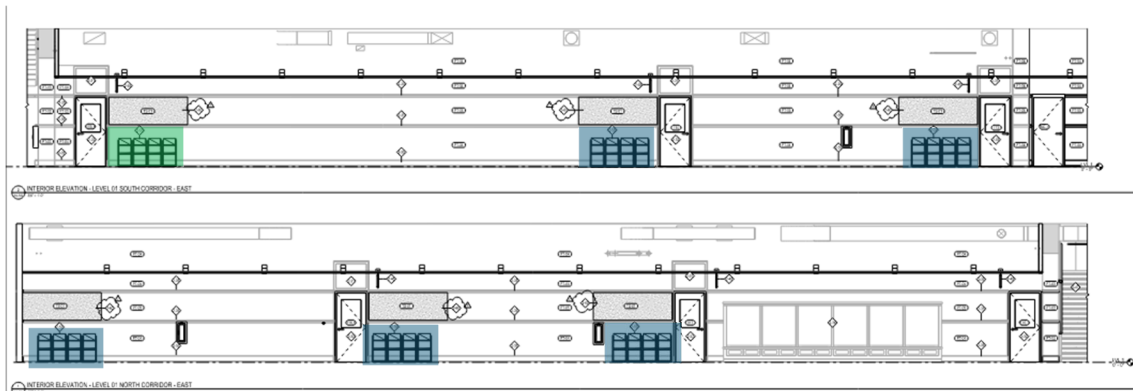
B. UTILIZE SELECT SALVAGED AUDITORIUM SEATING AS WAITING AREA SEATING OUTSIDE NEW OFFICES IN PRIMARY CORRIDOR AND/OR SECONDARY CORRIDOR(S).

Several sections of the auditorium seating were preserved, refinished, and installed in the corridors. Locations noted below in blue on the elevations.


Best preserved seats will be used in corridors:



CD showing auditorium seats in corridors in relation to office doors:



Images showing auditorium seats installed in corridors:



C. REPLACE EXISTING WINDOWS WITH ALUMINUM STOREFRONT WINDOWS THAT HAVE THE FOLLOWING CHARACTERISTICS:

All exterior windows were replaced and designed to match the original windows. We also installed new windows where they had been filled in over the years to match the original configuration. See below and attached photos for additional proof.

1. Muntin and mullion configuration that matches the historic window configuration as evidenced by historic architectural drawings.

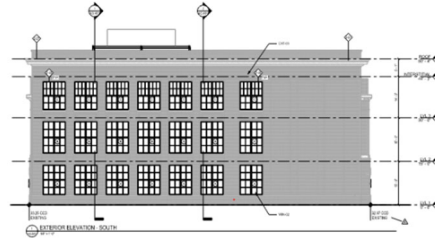
Historic window configuration (1935)





Historic window pictures



Current window configuration (2024)



Current window pictures




2. Painted or paint-like finish (non-anodized)


All windows were either painted or had a paint-like finish to match the finishes of the existing building conditions. Refer to Exhibit (B) for additional details.

D. TAKE PROFESSIONAL PHOTOGRAPHS OF ADVERSELY IMPACTED INTERIOR SPACES PRIOR TO DEMOLITION.


Professional photos were taken prior to demolition as well as during demo. Use this link to access all professional photos: <https://www.dropbox.com/scl/fo/ngcoym3e2xwa5i1vy7vub/AHpbGqSGGVg0BNKCjsac96Y?rlkey=5s07sfloonuaeu2wiagt0pwri&e=1&st=2vkv6u40&dl=0>



Classroom Door



Auditorium Doors



Auditorium Seating



Auditorium Seating




Principal's Office Reception's Desk




Storage Closet




Principal's Office waiting area



Main Stair Post



Main Hallway



Main Staircase




E. COMPILE PHOTOS (BOTH HISTORIC AND PRE-DEMOLITION), EXISTING DRAWINGS, AND A WRITTEN DESCRIPTION OF THE HISTORY OF EMMET SCHOOL INCLUDING CONSTRUCTION, ABANDONMENT, AND REPURPOSING INTO THE NEW ASPIRE CENTER.

We are excited to share that our team spent over a year of researching, designing, and installing what we are calling our historic display exhibit which is located in the main lobby. This exhibit captures pictures, drawings, artifacts, and historic articles from Emmet, the neighborhood, and the City of Chicago over the last 100+ years, all leading up to today's construction and what the future holds for the Aspire Center and the Austin neighborhood. See PDF of graphic panels showcasing all of this information. A picture is attached to show what the entire exhibit looks like installed.

1. Historic Photos (Photos courtesy of Bill Latoza)



2. Pre-demolition Photos



3. Existing Drawings

Please refer to Exhibit (C) for all existing as-built drawings.

4. Robert Emmet Public Elementary School was built in 1911 to serve the students of the Austin neighborhood in Chicago. In 2013, the school was shut down, along with 50 other Chicago Public Schools, due to low performance and under-enrollment. The original elementary school is a wood-frame construction with brick cladding and cement flooring. After its closing, the vacant building became a visual symbol for the disinvestment and lack of education in the Austin community. The new Aspire Center for Workforce Innovation aims to create a space where the members of the Austin community can work in collaboration and provide services to residents. The new renovation of the Robert Emmet Public Elementary School will become a physical symbol of collective impact and systemic change for the Austin community.

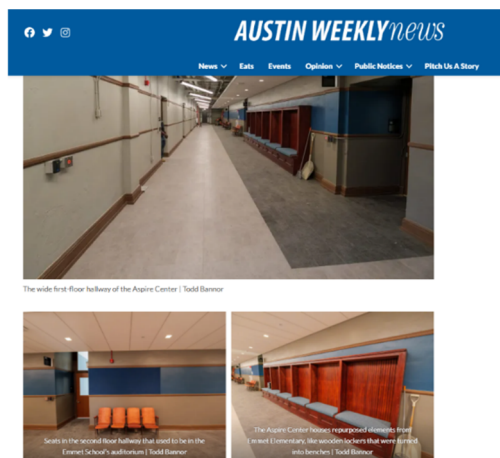
F. MAKE ITEMS LISTED IN “E” AVAILABLE TO BE USED IN:

1. On-site display in the building



Historic Display on-site showcases the historic gym floor panels along with the history of the building and historic architecture of The Emmett School.

2. News Outlets



Chicago Tribune Article:

<https://www.chicagotribune.com/2025/07/25/robert-emmet-elementary-austin/>

ABC7 Chicago Article:

<https://abc7chicago.com/post/aspire-center-workforce-innovation-offer-job-training-financial-coaching-madison-central-south-austin-chicago/16791803/>

Austin Weekly News:

<https://www.austinweeklynews.com/2023/08/29/a-look-inside-the-emmet-school-a-fixture-of-the-community/>

Aspire Grand Opening Article:

<https://chicago.urbanize.city/post/aspire-center-workforce-innovation-celebrates-grand-opening>

3. Historic Chicago School Blog:

This final report will be shared with Historic Chicago Schools for their reference.

4. Aspire Website

This final report will be shared on the Aspire Center's website, which is linked below for your reference. Please note that the Aspire Center social media accounts have been posting progress of the project over the last year.

<https://acwichi.org/>

5. SHPO Website

This final report is shared with SHPO to be uploaded to their website.

EXHIBITS

[illegible]

SBJV Representative Signature

SHPO Salvage Donation

Description:

- Bottom half of cabinet
 - intact doors
- Top half of cabinet
 - intact doors, missing 1 glass pane
- Built-in wood panelling w/ hooks

Quantity:

1 each

Date of donation:

8/26

A handwritten signature in blue ink, appearing to be "Paul H.", written over a horizontal line.

Recipient Signature

A handwritten signature in blue ink, appearing to be "D", written over a horizontal line.

SBJV Representative Signature

SHPO Salvage Donation

Description:

9x Metal duct grates (small)
1x Metal grate (large)
3x Wood cabinets/wardrobes

Quantity:

see above

Date of donation:

9/27/23

 SALVAGE ONE

Recipient Signature



SBJV Representative Signature



Description

Taken Date

09/27/2023 at 01:14 pm

Uploaded By

Davey Sekhon

Upload Date

09/27/2023 at 01:14 pm

File Name

[2F39C987-4D33-41A4-8B75-CF8...](#)



Description

Taken Date

09/27/2023 at 01:03 pm

Uploaded By

Davey Sekhon

Upload Date

09/27/2023 at 01:04 pm

File Name

[6383ECCD-98FB-447A-918B-352...](#)



Description

Taken Date

09/27/2023 at 01:13 pm

Uploaded By

Davey Sekhon

Upload Date

09/27/2023 at 01:13 pm

File Name

[252B3E82-984D-4146-8B0E-8E1...](#)



Description

Taken Date

09/27/2023 at 01:02 pm

Uploaded By

Davey Sekhon

Upload Date

09/27/2023 at 01:02 pm

File Name

[BF335DF6-0987-440D-9279-61C...](#)



Description

Taken Date
09/27/2023 at 12:55 pm

Uploaded By
Davey Sekhon

Upload Date
09/27/2023 at 12:55 pm

File Name
[IMG_2023_09_27_12_55_04_510.j...](#)



Description

Taken Date
09/27/2023 at 12:48 pm

Uploaded By
Davey Sekhon

Upload Date
09/27/2023 at 12:48 pm

File Name
[IMG_2023_09_27_12_48_20_013.j...](#)



Description

Taken Date
09/27/2023 at 12:48 pm

Uploaded By
Davey Sekhon

Upload Date
09/27/2023 at 12:48 pm

File Name
[IMG_2023_09_27_12_48_26_480.j...](#)



Description

Taken Date
08/26/2023 at 11:12 am

Uploaded By
Davey Sekhon

Upload Date
08/26/2023 at 11:12 am

File Name
[IMG_2023_08_26_11_12_44_513.j...](#)

Job #: 22313 Aspire Center
5500 W. Madison Street
Chicago, Illinois 60644



Description

Taken Date

08/26/2023 at 11:07 am

Uploaded By

Davey Sekhon

Upload Date

08/26/2023 at 11:07 am

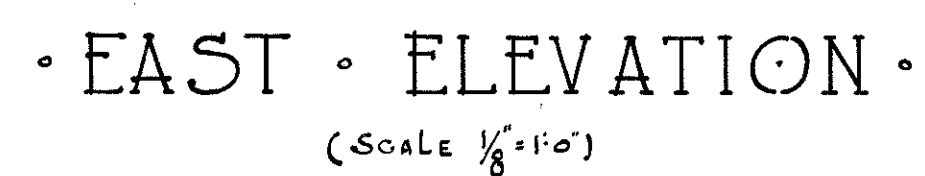
File Name

[IMG_2023_08_26_11_07_19_504.j...](#)



FIRST FL. CORRIDOR: CONCRETE FLOOR, WOOD BASE, CEMENT WAINSCOT.
2ND & 3RD FL. CORRIDOR: ASPHALT TILE FLOOR, WOOD BASE, CEMENT WAINSCOT.
VESTIBULE: CONCRETE FLOOR, GLAZED BRICK WALLS.
STAIRS: TERRAZZO TREADS & LANDINGS, WITH TERRAZZO BASE ON LANDINGS.

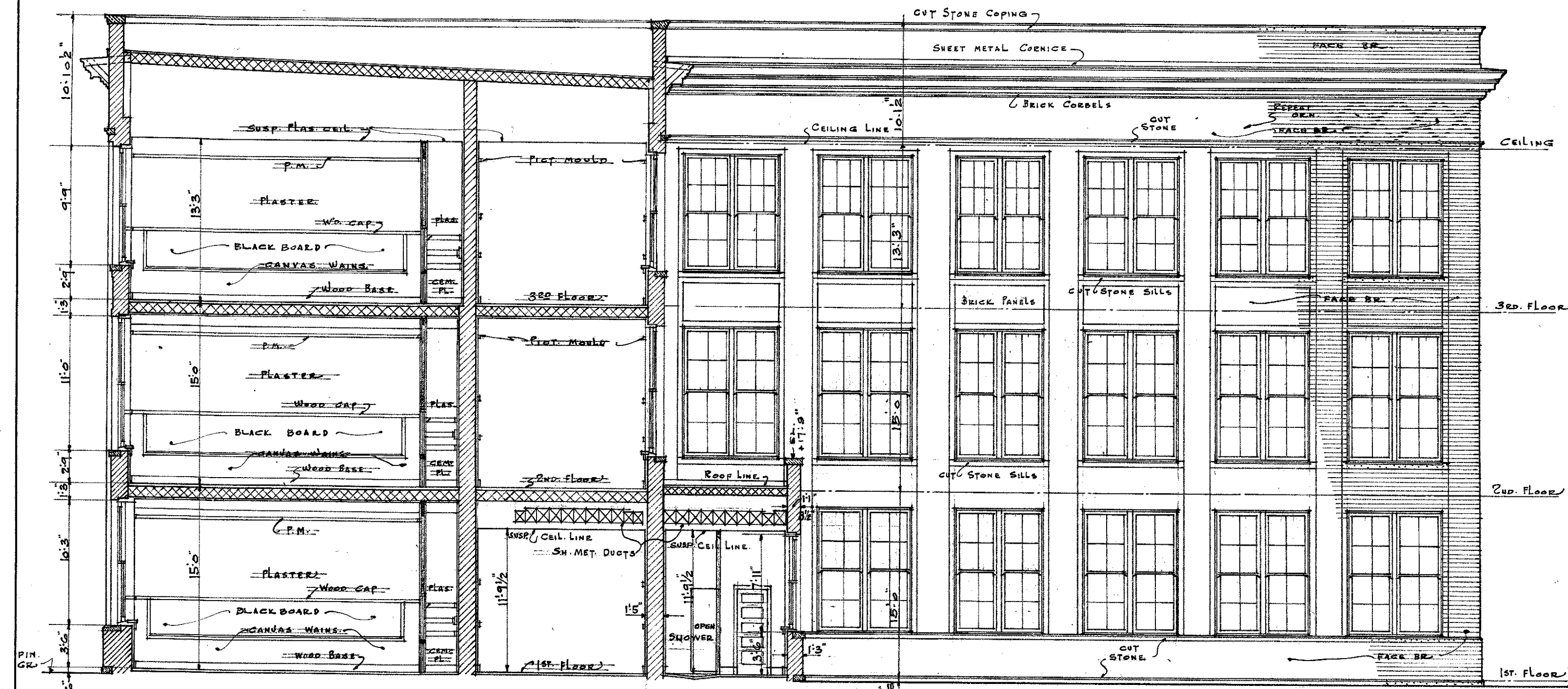
ALL BRICK WORK TO BE LAID UP IN CEMENT MORTAR (SEE SPECIFICATIONS). ALL CONTRACTORS MUST REFER TO CONSTRUCTION SHEETS FOR DETAILS OF CONSTRUCTION IN THEIR RESPECTIVE BRANCHES. FOR INTERIOR SCALE DETAILS & DETAILS OF EQUIPMENT NOT INCORPORATED IN THESE PLANS, SEE STANDARD DETAILS. ALL DUCTS & PIPES WHEN EXPOSED TO BE FINISHED WITH PAINT. ALL INTERIOR WALLS TO BE PLASTERED AND FINISHED. ALL BEAMS THAT PROJECT BELOW CEILING AND LANDINGS, ETC. TO BE PLASTERED, SEE PLANS AND STRUCTURAL DETAILS. ALL EXTERIOR WINDOWS ARE TO BE OF WOOD, UNLESS OTHERWISE NOTED. CORNER AND FINISHED NOT SHOWN ON EIGHT INCH ARCH PLANS, SEE WAINSCOT INTERIOR SCALE PLANS. OTHER THAN 1000 INCH WAINSCOT, ALL WAINSCOT UNLESS SPECIALLY MENTIONED OR DETAILED OTHERWISE, WOOD CAP IS TO BE IN LINE WITH TOP OF BLACKBOARD OR CORROKORDED TRIM. IN STORE ROOMS WITH CEMENT WAINSCOT SAME TO BE 5/8" HIGHER AND FINISHED WITH FAIRLY LINE TOP OF WAINSCOT UNLESS SPECIALLY DETAILED OR NOTED OTHERWISE. ALL INTERIOR DOOR HANDS TO BE 5/8" IN DIA. ALL PROJECTING STONE WORK, SHEET METAL WORK, BRICKWORK, ETC. ON NEW BUILDING TO BE OF SAME DESIGN AND OF SAME HEIGHTS AS ON OLD BUILDING UNLESS SHOWN OTHERWISE. ALL MEASUREMENTS & PROFILES ETC. TO BE VERIFIED AT THE BUILDING, WHEN NO LINTELS OR OTHERS ARE SHOWN. THE THICKNESS OF THE FULL THICKNESS OF WALLS & SPRING LINE OF ARCH TO BE 2" ABOVE TOP OF FRAME.



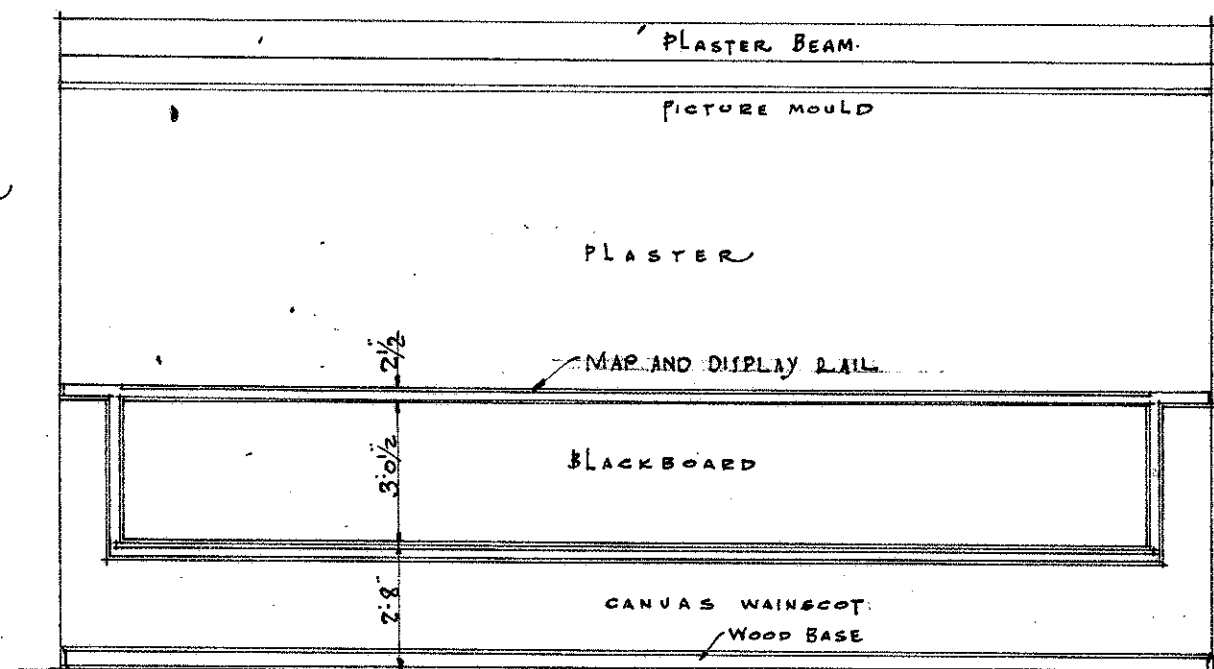
·ELEVATIONS·
·ADDITIONS·&·ALTERATIONS·
·EMMET·ELEMENTARY·SCHOOL·
·5500 W. MADISON ST.· ·CHICAGO ILL·
·JOHN C. CHRISTENSEN· ·ARCHITECT·
·BOARD OF EDUCATION· ·CHICAGO·

CERTIFICATION OF AUTHENTICITY
for purpose of Microfilming.
477 BOARD OF EDUCATION
20 BUREAU OF ARCHITECTURE
Director *[Signature]*

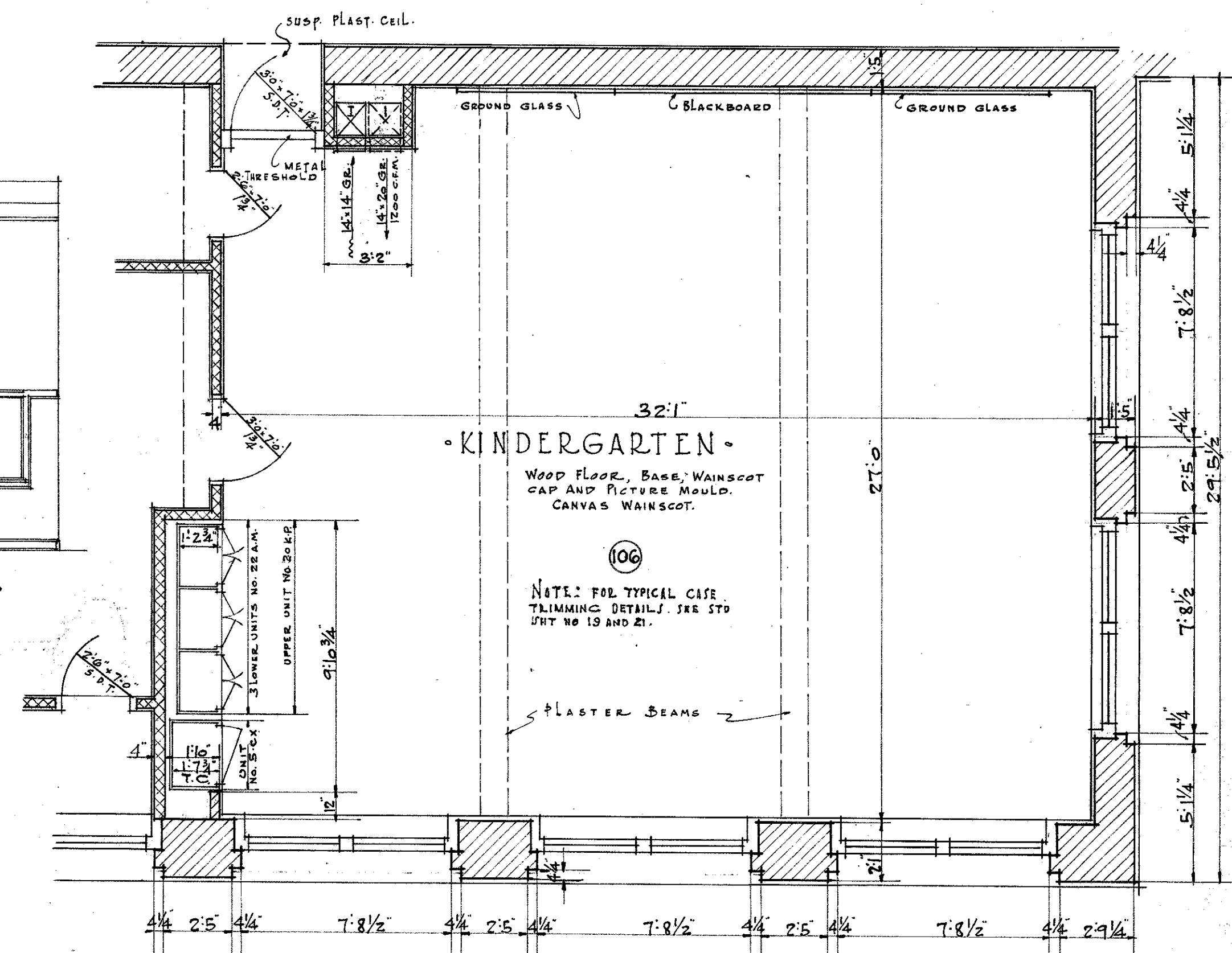
BOARD OF EDUCATION			
CITY OF CHICAGO, ILL. JOHN C. CHRISTENSEN ARCHT.			
DATE.	12-11-35	SCALE: 1/8"=1'-0"	REVISED
DESIGNED BY	G. D. TESCH		
DRAWN BY	W. C. PRESTO		
CHECKED BY	J. G. GRIFFIN		
CHARGE OF	J. J. KOCHER		
O.K. BY	<i>Geo D. Tesch</i>		
APPROVED	<i>John C. Christensen</i>		
JOB NO.	NOT TO BE EXECUTED WITHOUT SIGNATURE.		DRAWING NO.
770			1
CONTRACTORS MUST VERIFY ALL MEASUREMENTS AT THE BUILDING.			



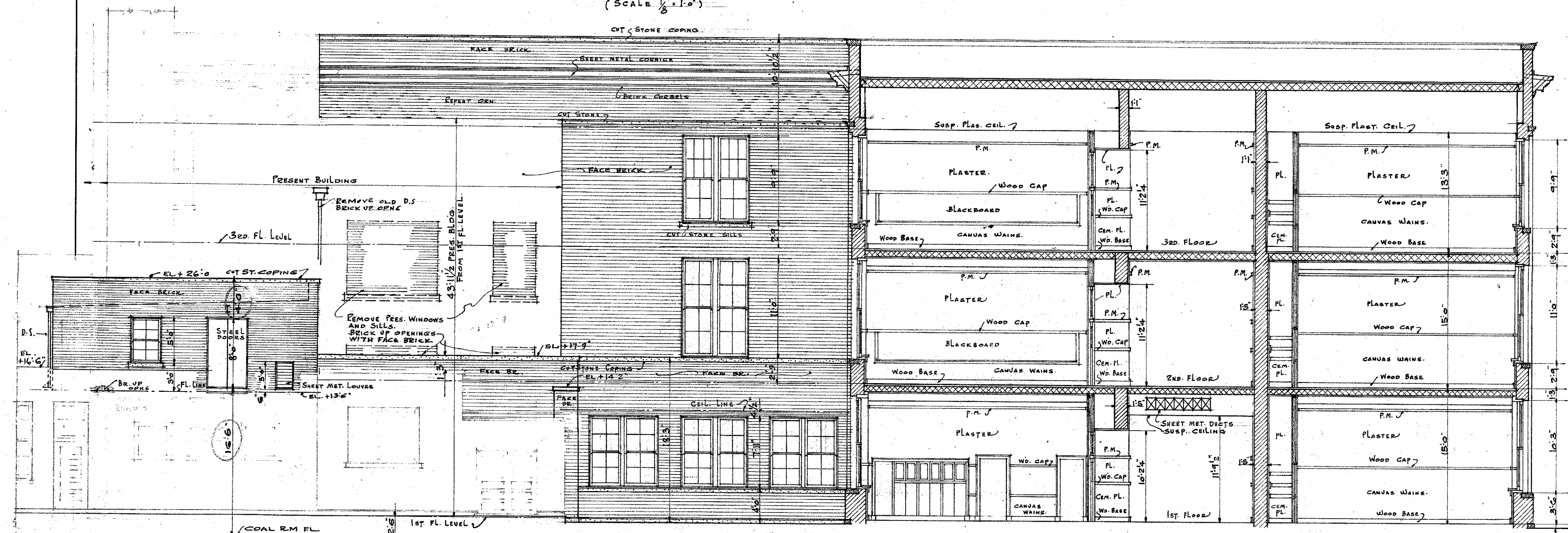
SECTION A-A
(SCALE 1/8" = 1'-0")



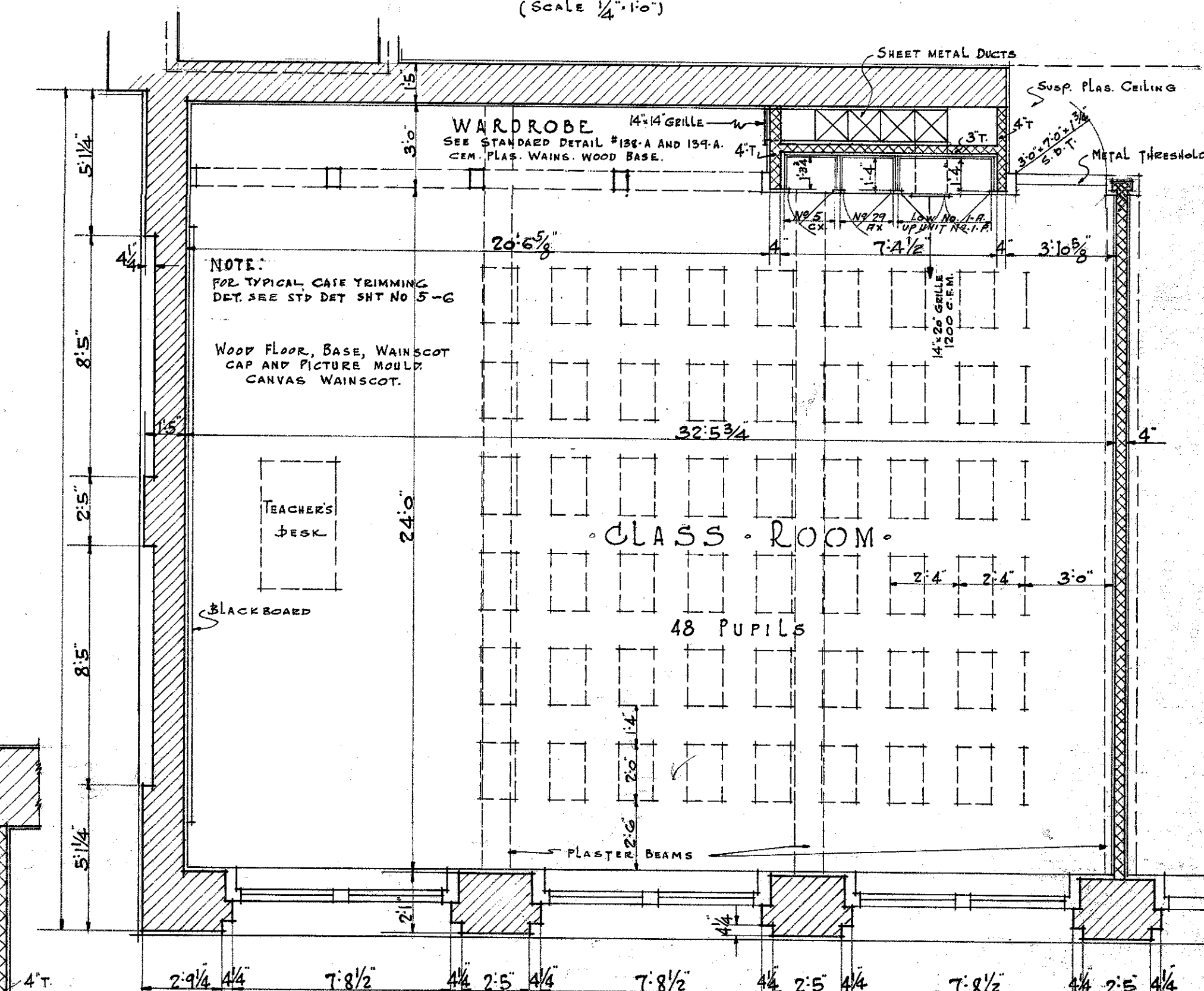
ELEVATION CLASS RM. FRONT WALL
(SCALE 1/4" = 1'-0")



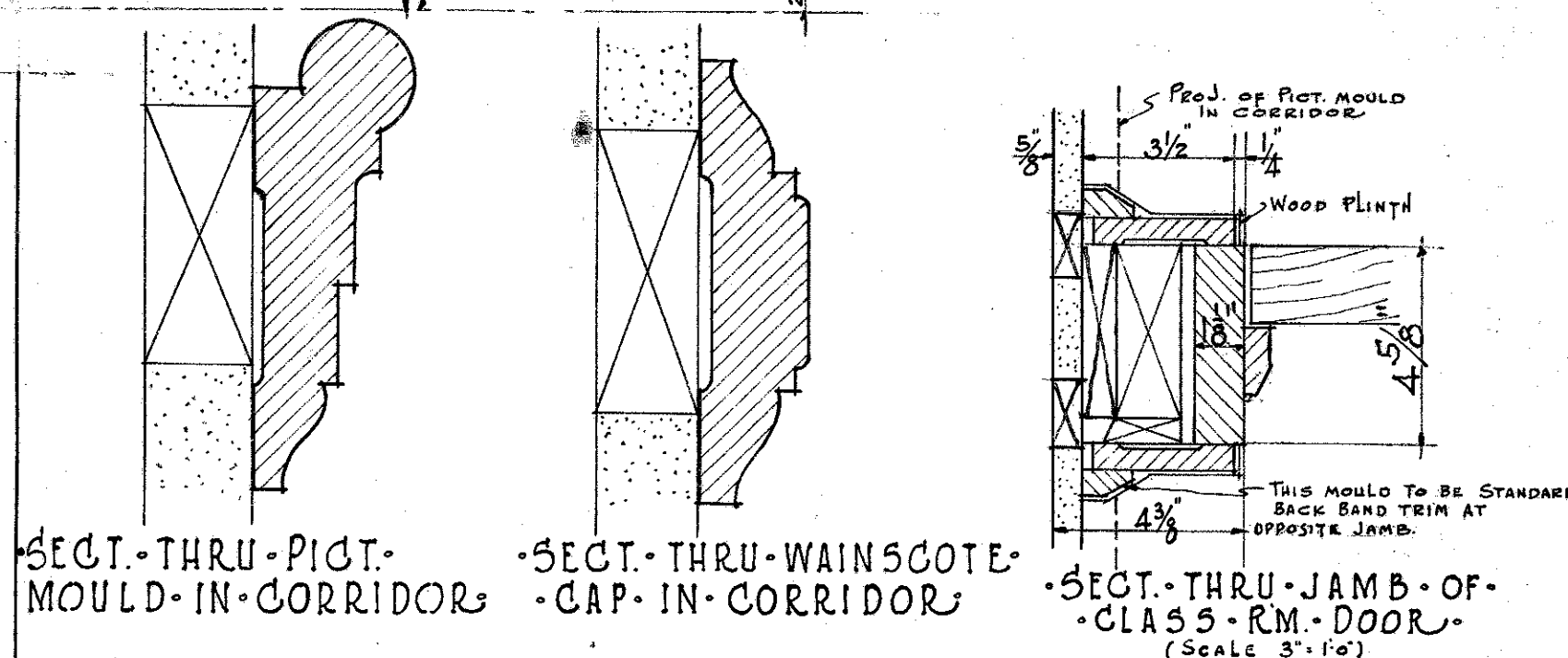
PLAN KINDERGARTEN
(SCALE 1/4" = 1'-0")



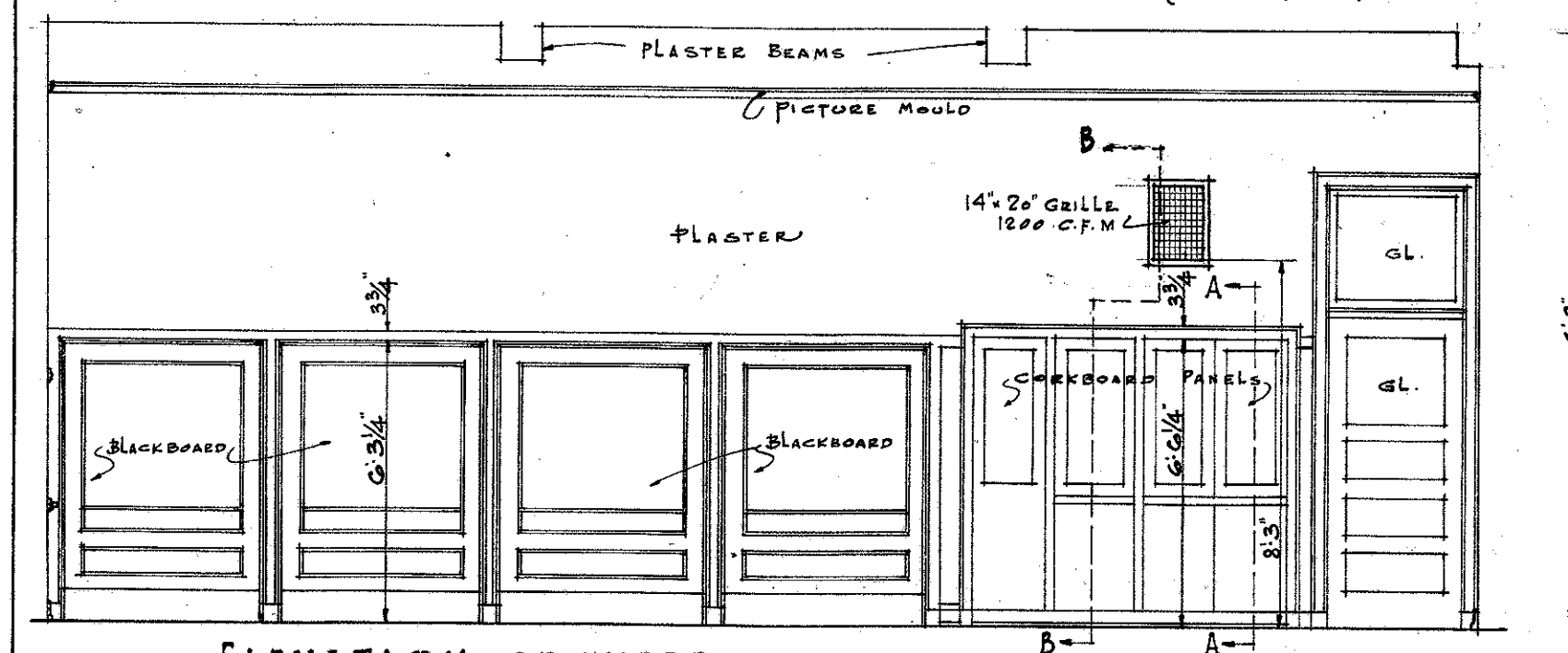
SECTION B-B
(SCALE 1/8" = 1'-0")



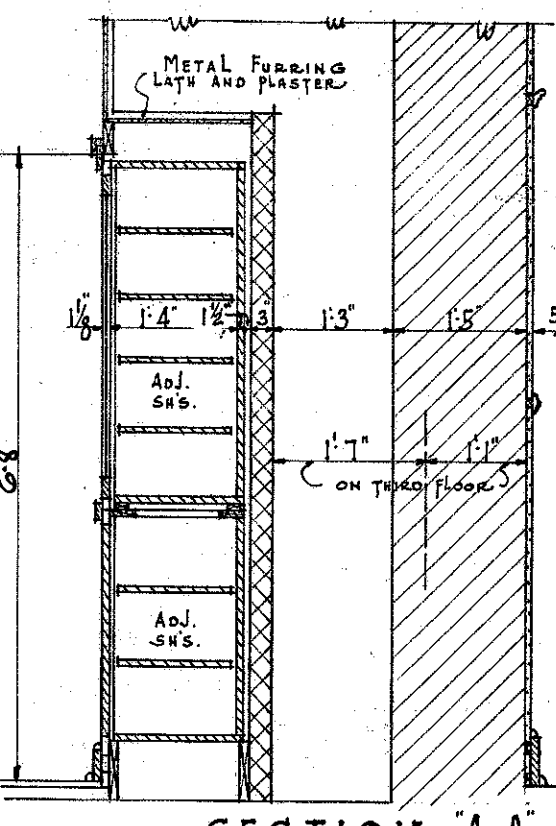
PLAN TYPICAL CLASS ROOM
(SCALE 1/4" = 1'-0")



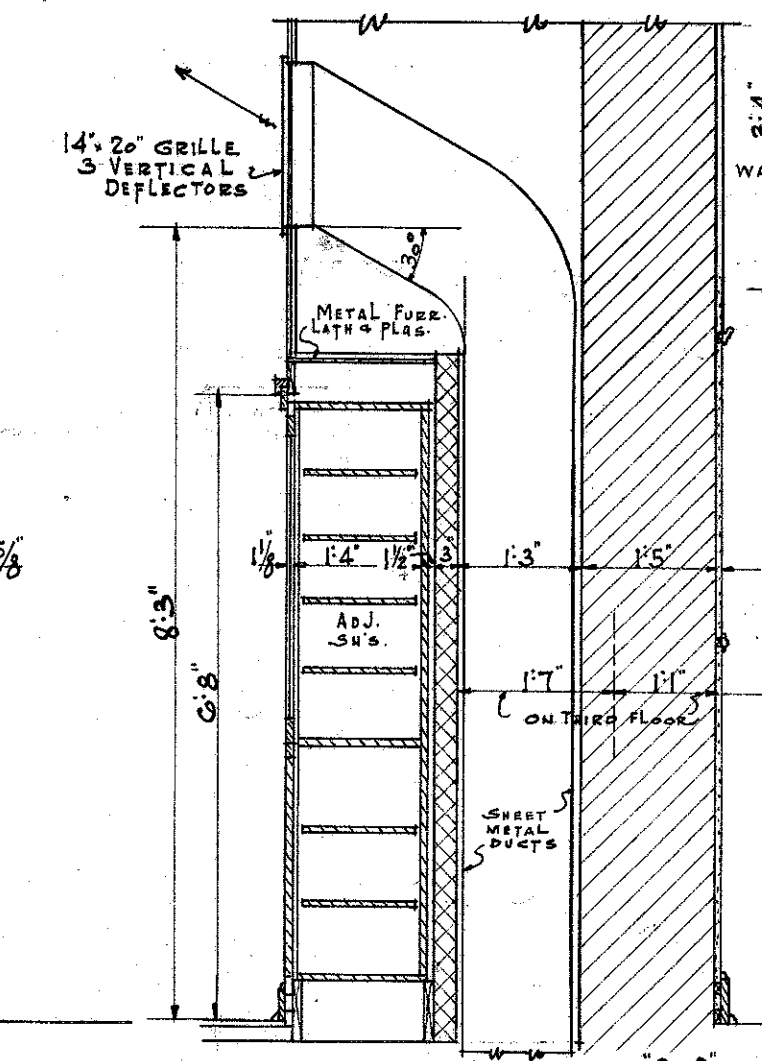
SECT. THRU PICT. MOULD IN CORRIDOR
SECT. THRU WAINSCOT CAP IN CORRIDOR
SECT. THRU JAMB OF CLASS RM. DOOR
(SCALE 3/8" = 1'-0")



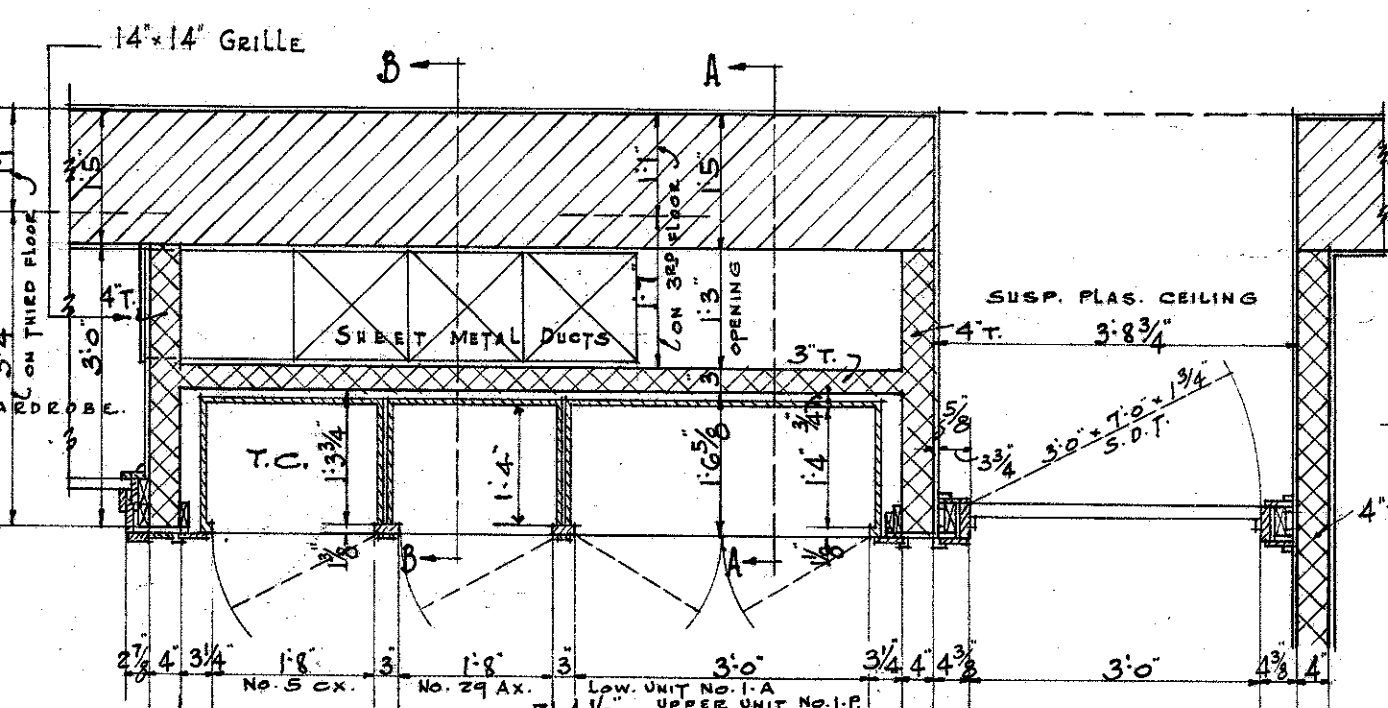
ELEVATION OF WARDROBE WALL IN CLASS ROOMS
(SCALE 1/4" = 1'-0")



SECTION A-A
(SCALE 1/2" = 1'-0")



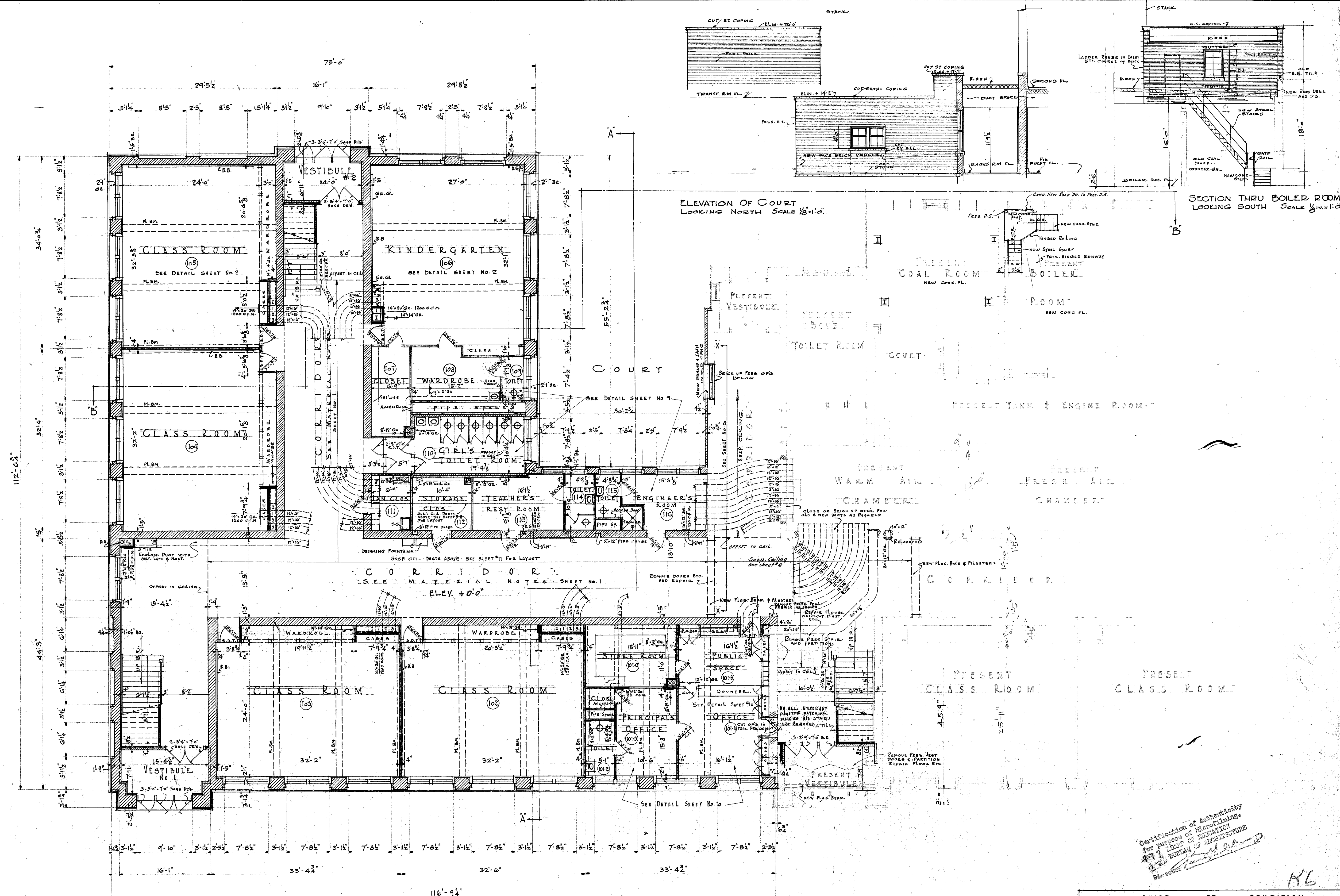
SECTION B-B
(SCALE 1/2" = 1'-0")



PLAN DETAIL OF CASES AND DUCTS AT WARDROBE IN CLASS ROOMS
(SCALE 1/2" = 1'-0")

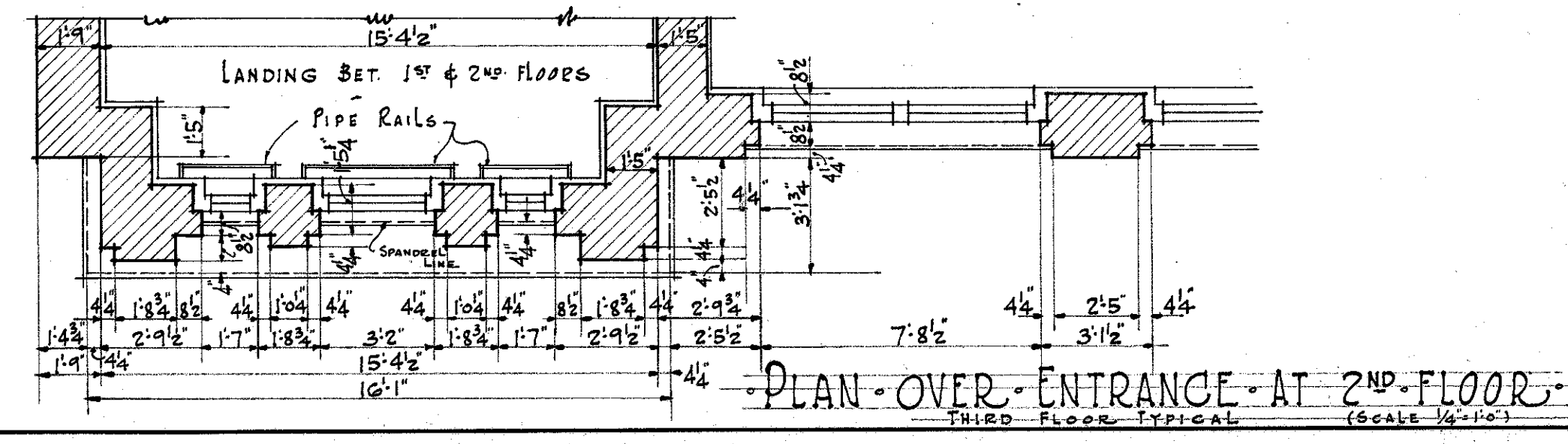
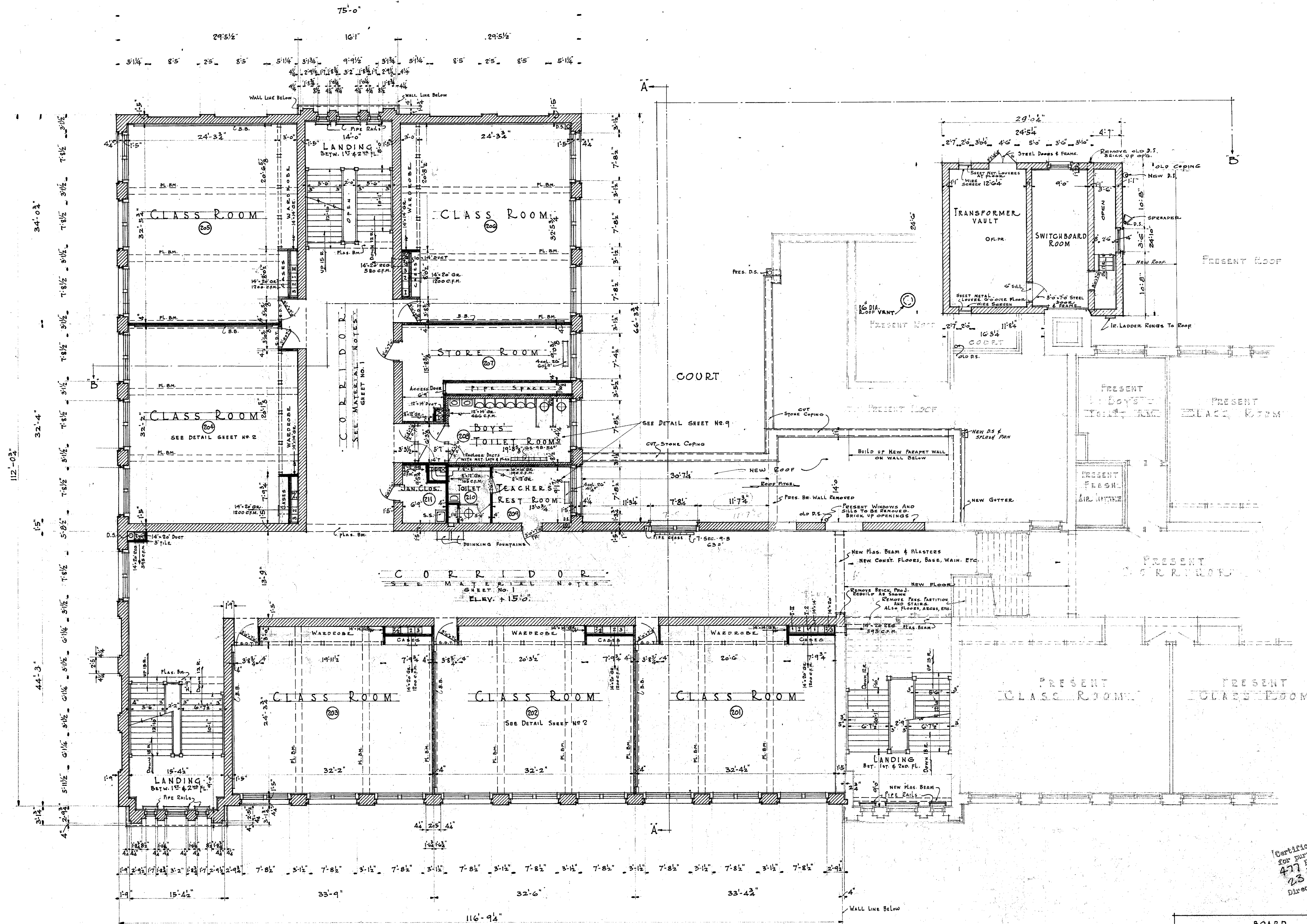
ELEVATIONS • SECTIONS • & INTERIOR SCALE DETAILS
• ADDITION • AND • ALTERATIONS •
• EMMET • ELEMENTARY • SCHOOL •
• 5500 • W. MADISON • ST. • CHICAGO • ILL. •
• JOHN • C. • CHRISTENSEN • ARCHITECT •
• BOARD • OF • EDUCATION • CHICAGO •

BOARD OF EDUCATION			
CITY OF CHICAGO, ILL.		JOHN C. CHRISTENSEN ARCHITECT	
DATE	12-11-35	SCALE	1/4" = 1/2" = 3/8" = 1'
DESIGNED BY	G.D. TESCH	REVISION	
DRAFTSMAN	R. DE KREEK	DATE	12-11-35
CHECKED BY	J.G. GRIFFIN		
CHARGE OF	J.J. KOCHER		
O.K. BY	J.J. KOCHER		
APPROVED	J.J. KOCHER		
JOB NO.	770	NOT TO BE EXECUTED WITHOUT SIGNATURE	
		DRAWING NO.	2
CONTRACTORS MUST VERIFY ALL MEASUREMENTS AT THE BUILDING			



• FIRST • FLOOR • PLAN •
 • ADDITION • & • ALTERATIONS •
 • EMMET • ELEMENTARY • SCHOOL •
 • 5500 W. MADISON ST. • CHICAGO ILL. •
 • JOHN C. CHRISTENSEN • ARCHITECT •
 • BOARD OF EDUCATION • CHICAGO •

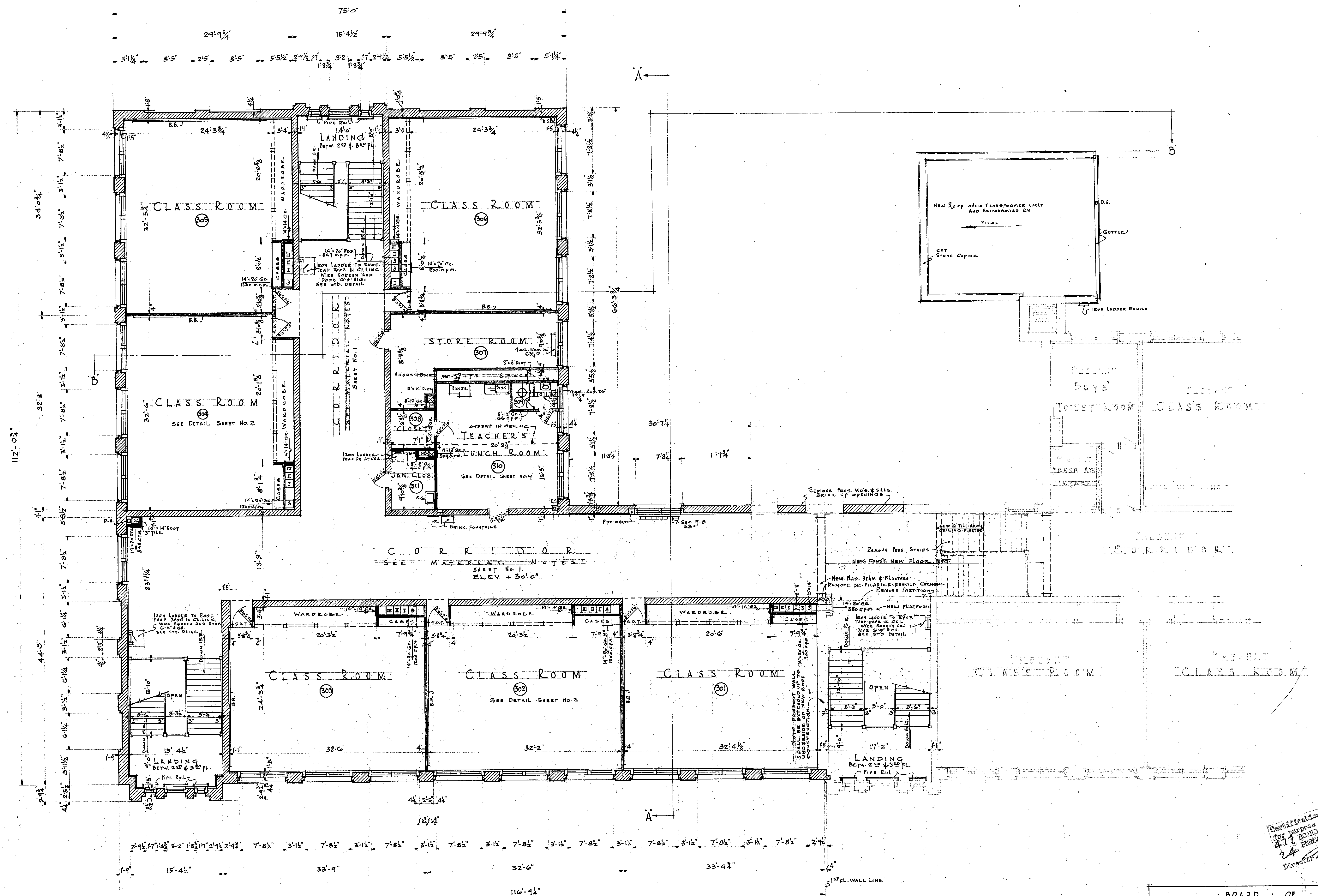
BOARD OF EDUCATION			
CITY OF CHICAGO, ILL.		JOHN C. CHRISTENSEN ARCHITECT	
DATE	12/11/35	SCALE	1/8" = 1'-0"
DESIGNED BY	G. D. TESCH	REVISOR	
DRAFTSMAN	L. WEINER		
CHECKED BY	J. G. GRIFFIN		
CHARGE OF	J. J. KOCHER		
D.K. BY	G. D. TESCH		
APPROVED	<i>[Signature]</i>		
JOB NO.	770	NOT TO BE EXECUTED WITHOUT DRAWING NO. SIGNATURE	3
CONTRACTORS TO VERIFY ALL MEASUREMENTS AT THE BUILDING			



• SECOND FLOOR PLAN •
 • ADDITION & ALTERATIONS •
 • EMMET • ELEMENTARY • SCHOOL •
 • 5500 W. MADISON ST. • CHICAGO, ILL. •
 • JOHN C. CHRISTENSEN • ARCHITECT •
 • BOARD OF EDUCATION • CHICAGO •

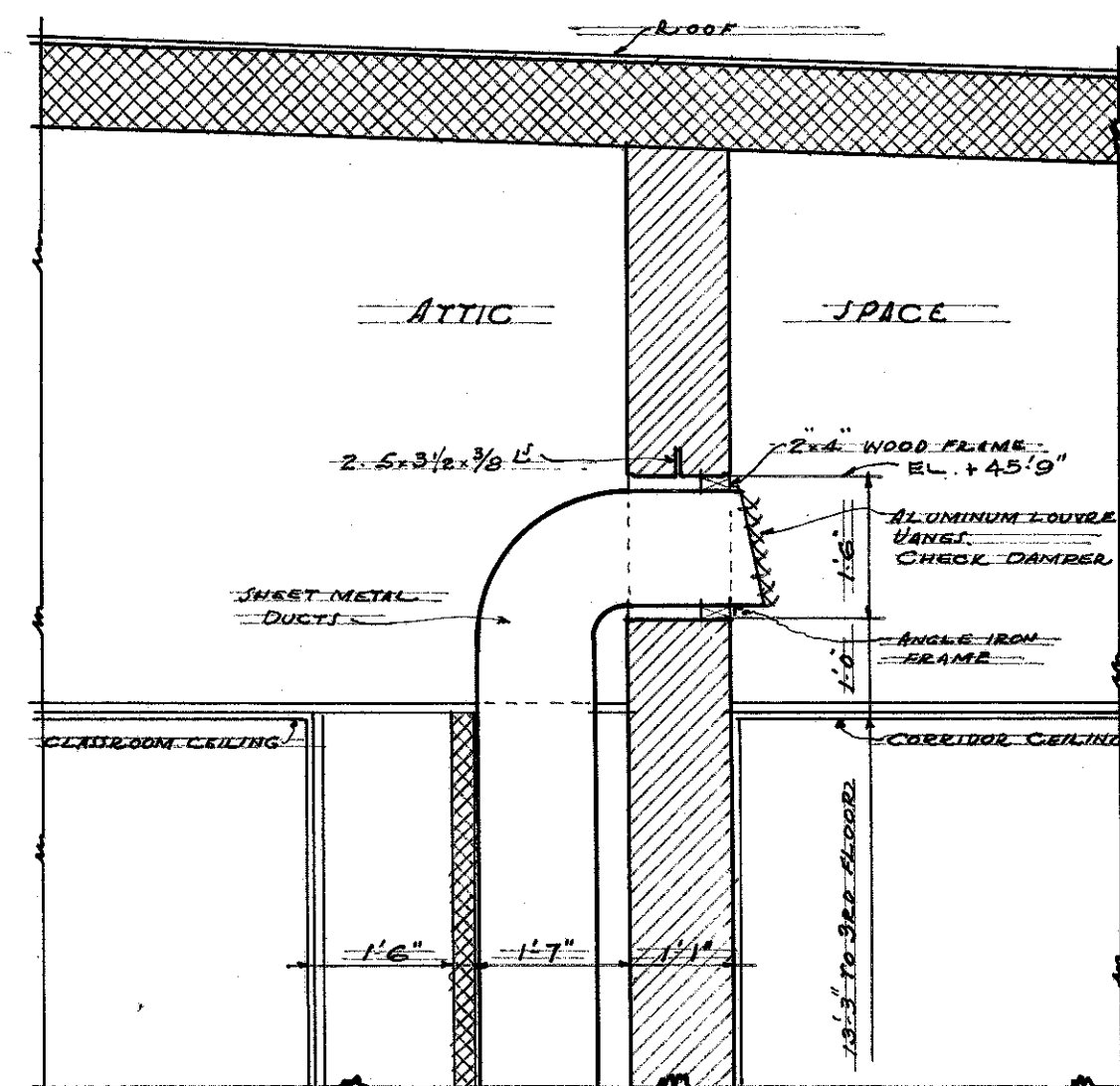
Certification of Authenticity
 for purposes of Recording
 477 BOARD OF EDUCATION
 23 BUREAU OF ARCHITECTURE
 Director *[Signature]*

BOARD OF EDUCATION			
CITY OF CHICAGO, ILL.		JOHN C. CHRISTENSEN ARCHITECT.	
DATE	12/11/35	SCALE	1/8" = 1'-0"
DESIGNED BY	G. D. TESCH	REVISED	
DRAFTSMAN	L. WEINER - R. DE KEESE		
CHECKED BY	J. G. GRIFFIN		
CHARGE OF	J. J. KOCHER		
APPROVED	<i>[Signature]</i>		
JOB NO.	770	NOT TO BE EXECUTED WITHOUT SIGNATURE	
DRAWING NO.	4		
CONTRACTORS MUST VERIFY ALL MEASUREMENTS AT THE BUILDING			

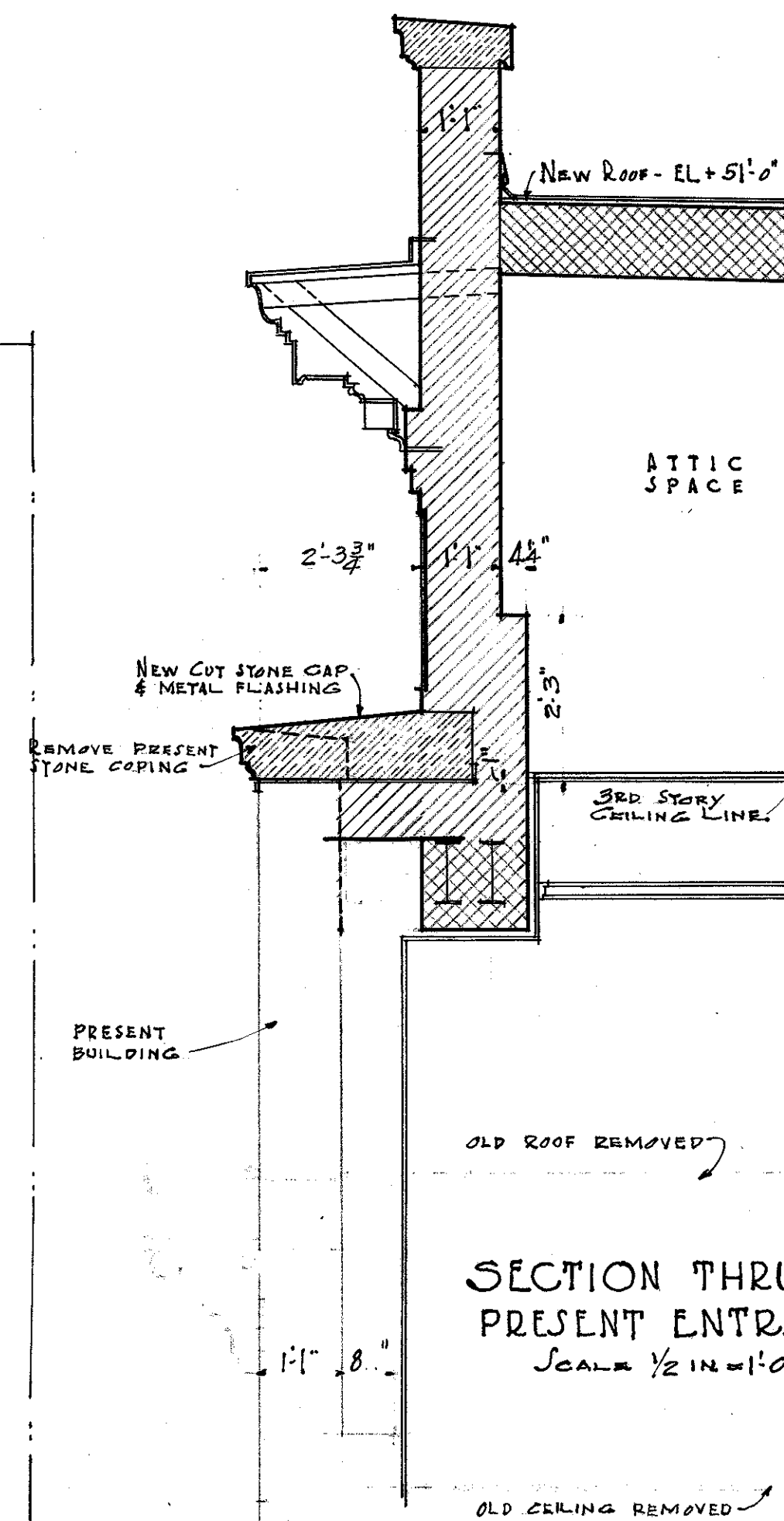
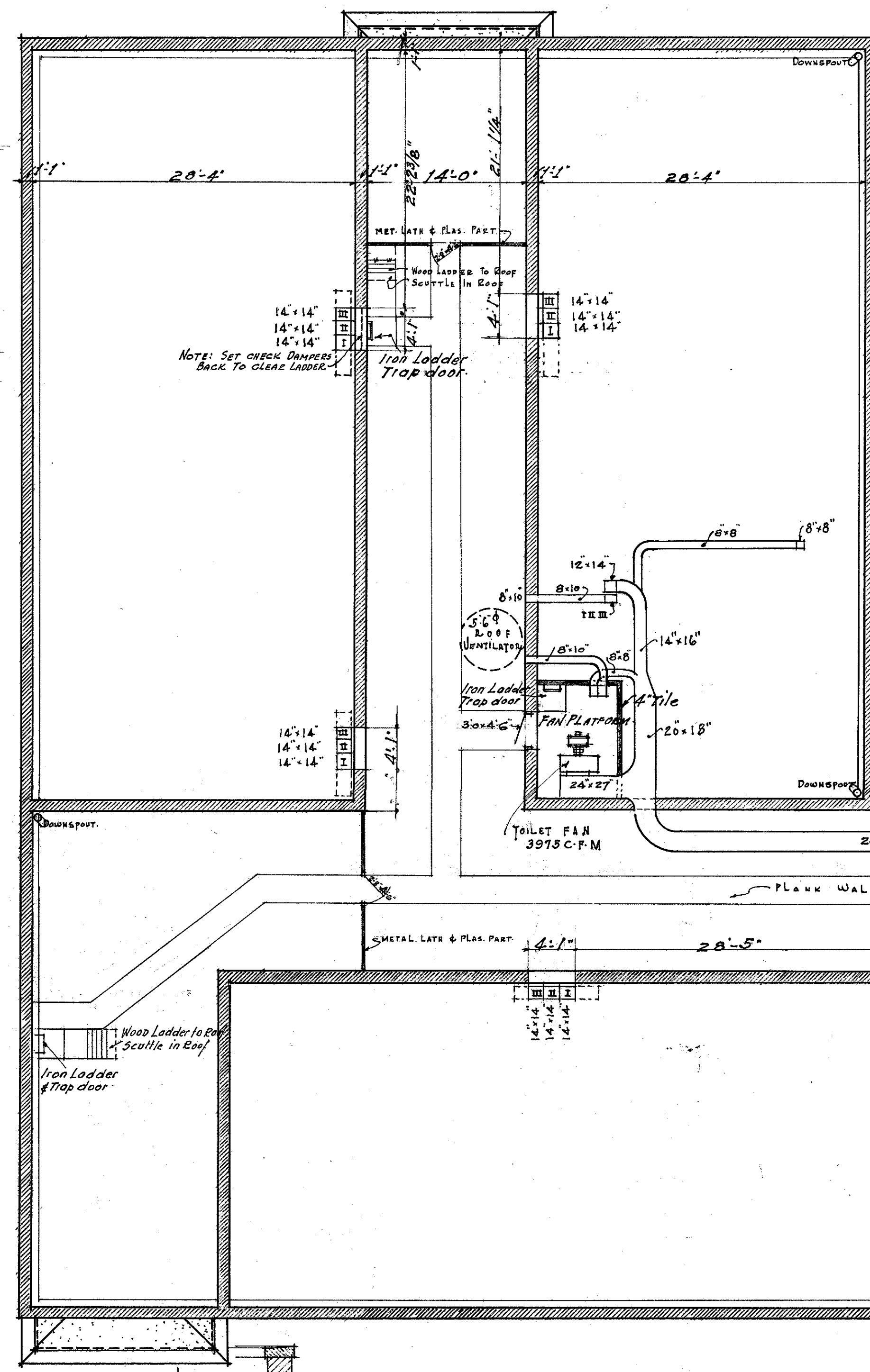


• THIRD • FLOOR • PLAN •
 • ADDITION • & • ALTERATIONS •
 • EMMET • ELEMENTARY • SCHOOL •
 • 5500 W. MADISON ST. • CHICAGO •
 • JOHN C. CHRISTENSEN • ARCHITECT •
 • BOARD OF EDUCATION • CHICAGO •

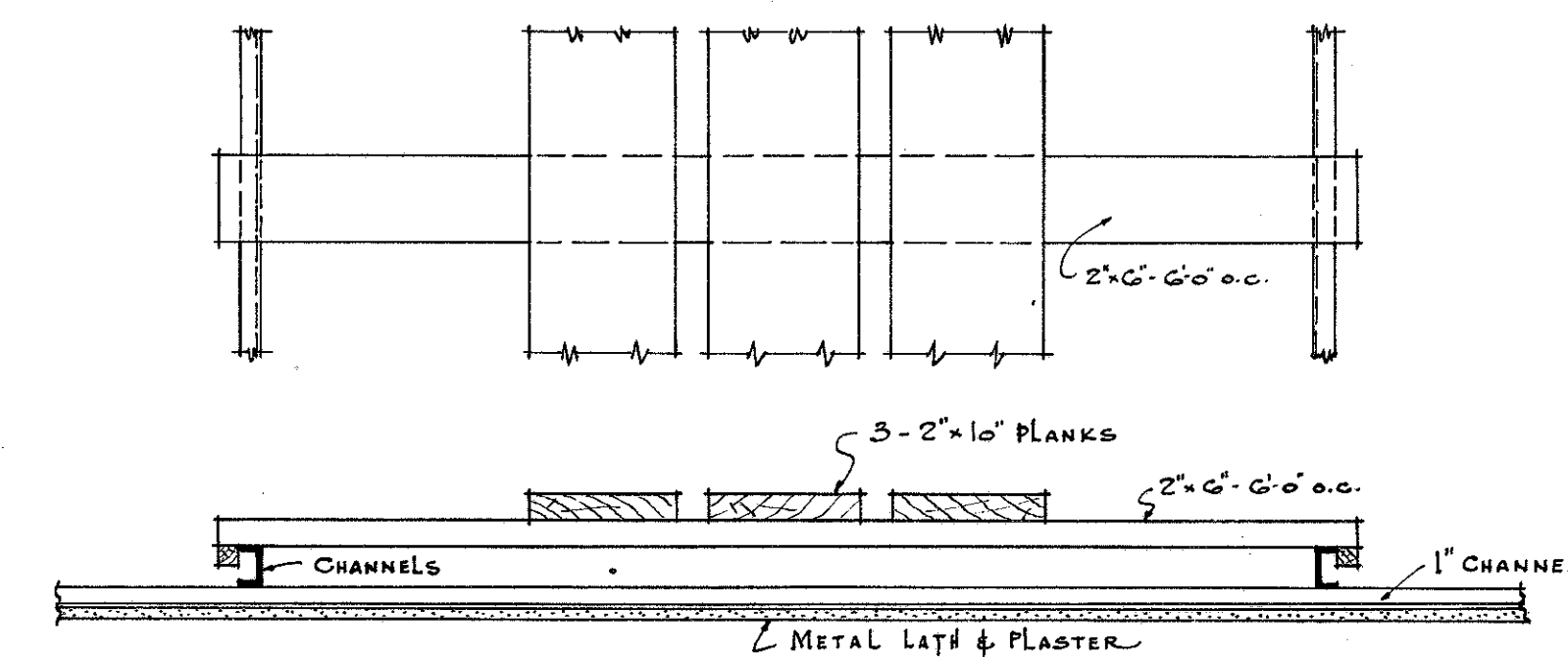
BOARD OF EDUCATION			
CITY OF CHICAGO, ILL.		JOHN C. CHRISTENSEN ARCHITECT	
DATE	12-11-35	SCALE	1/8"=1'-0"
DESIGNED BY	G.D. TESCH	REVISED	
DETAILED BY	L. WEINER		
CHECKED BY	J.G. GRIFFIN		
CHARGE OF	J.J. KOCHER		
O.K. BY	<i>George D. Tesch</i>		
APPROVED	<i>John C. Christensen</i>		
JOB NO.	770	NOT TO BE EXECUTED WITHOUT SIGNATURE	DRAWING NO. 5
CONTRACTORS MUST VERIFY ALL MEASUREMENTS AT THE BUILDING.			



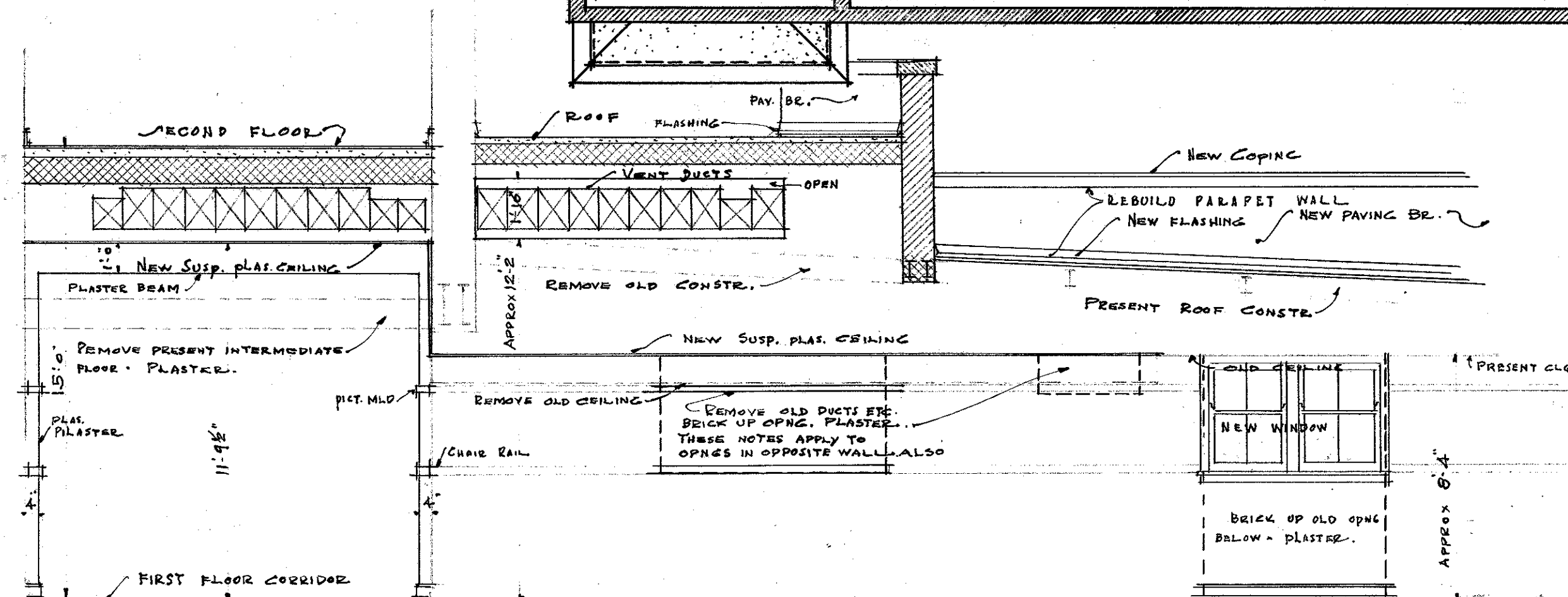
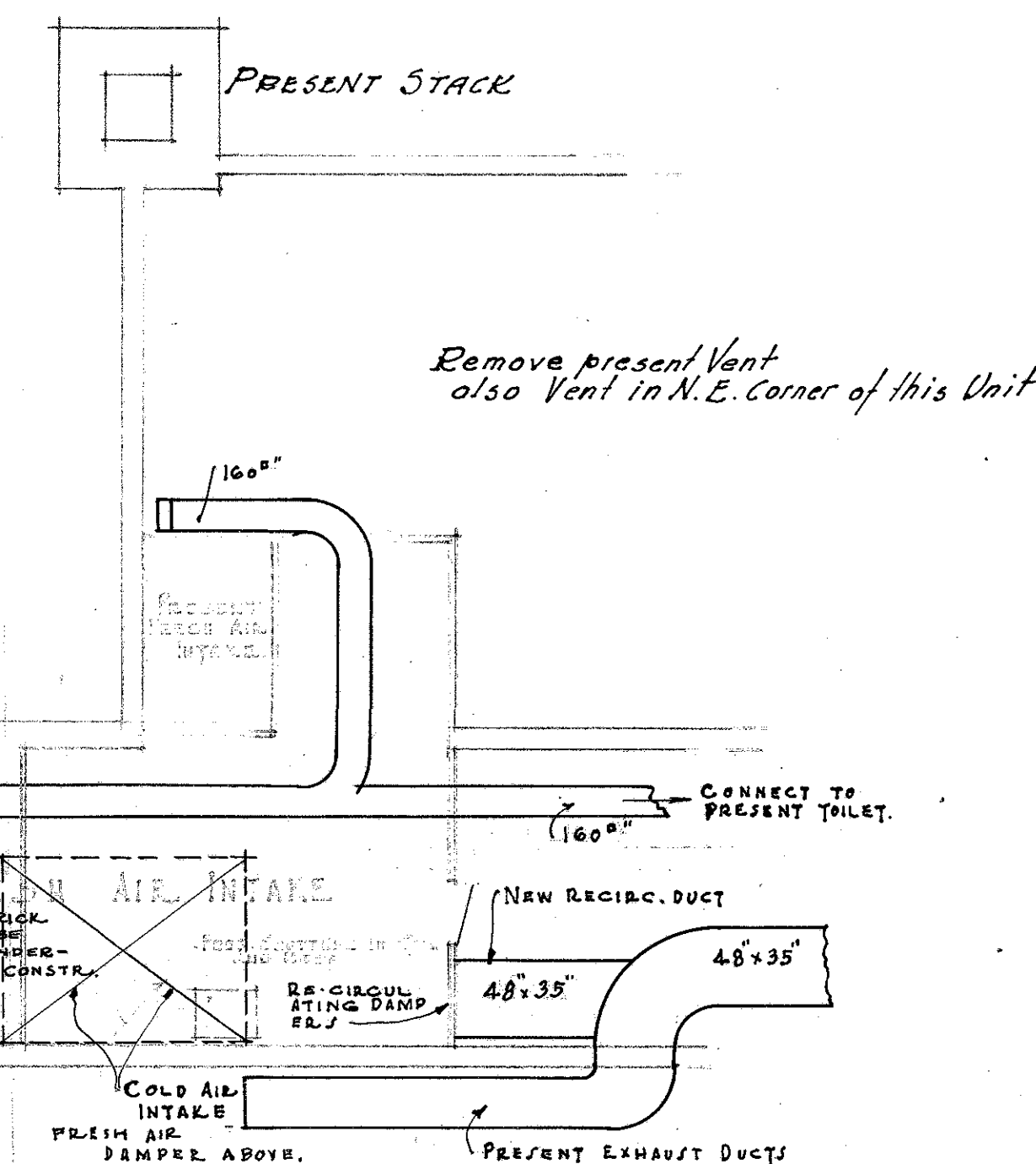
DETAIL OF DUCT OPENING IN ATTIC SCALE 1/2 IN = 1'-0"



SECTION THRU ROOF ABOVE PRESENT ENTRANCE SCALE 1/2 IN = 1'-0"



DETAIL OF PLANK WALKS IN ATTIC (Scale 1" = 1'-0")




SECTION "X-X" SEE FIRST FLOOR PLAN. SCALE 1/4 IN = 1'-0"

• ATTIC • FLOOR • PLAN •
• ADDITION • & • ALTERATIONS •
• EMMET • ELEMENTARY • SCHOOL •
• 5500 W. MADISON ST. • CHICAGO ILL. •
• JOHN C. CHRISTENSEN • ARCHITECT •
• BOARD OF EDUCATION • CHICAGO •

BOARD OF EDUCATION			
CITY OF CHICAGO, ILL.		JOHN C. CHRISTENSEN ARCHITECT	
DATE	12/11/35	SCALE	1/4" = 1'-0"
DESIGNED BY	G.D. TESSON	REVISED	
DRAFTSMAN	R. de KEECK		
CHECKED BY	J.G. GRIFFIN		
CHARGE OF	J.J. KOCHER		
O.K. BY	<i>G.D. Tesson</i>		
APPROVED	<i>John C. Christensen</i>		
JOB NO.	770	NOT TO BE EXECUTED WITHOUT SIGNATURE	
		DRAWING NO.	6

CONTRACTORS MUST VERIFY ALL MEASUREMENTS AT THE BUILDING.



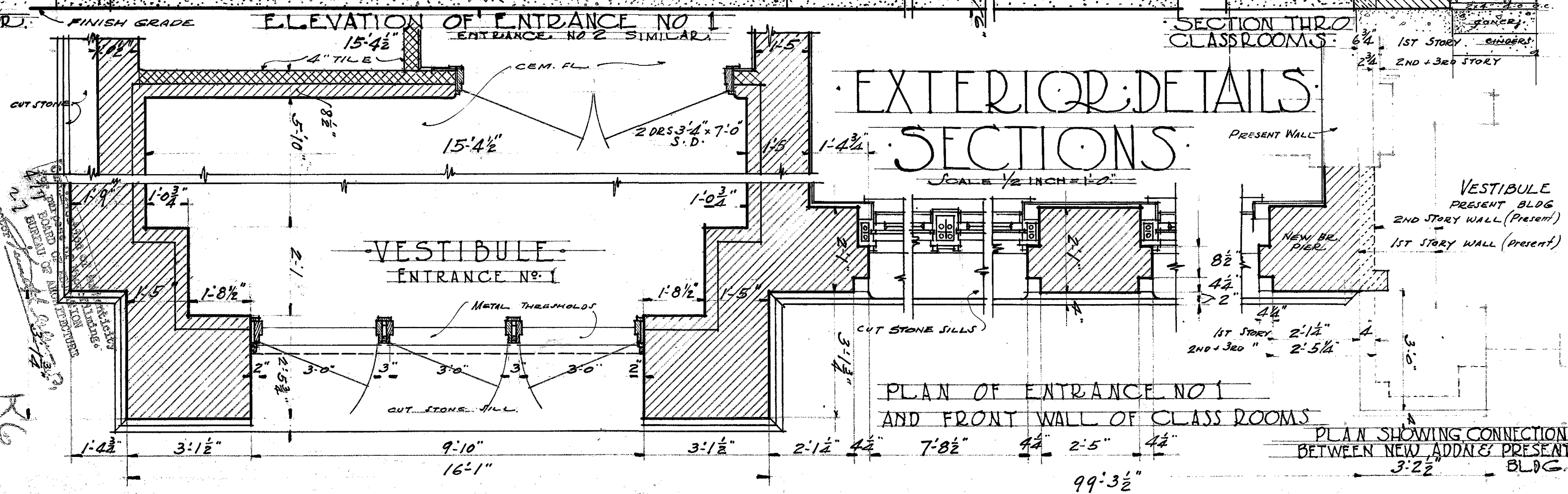
EXTERIOR DETAILS SECTIONS

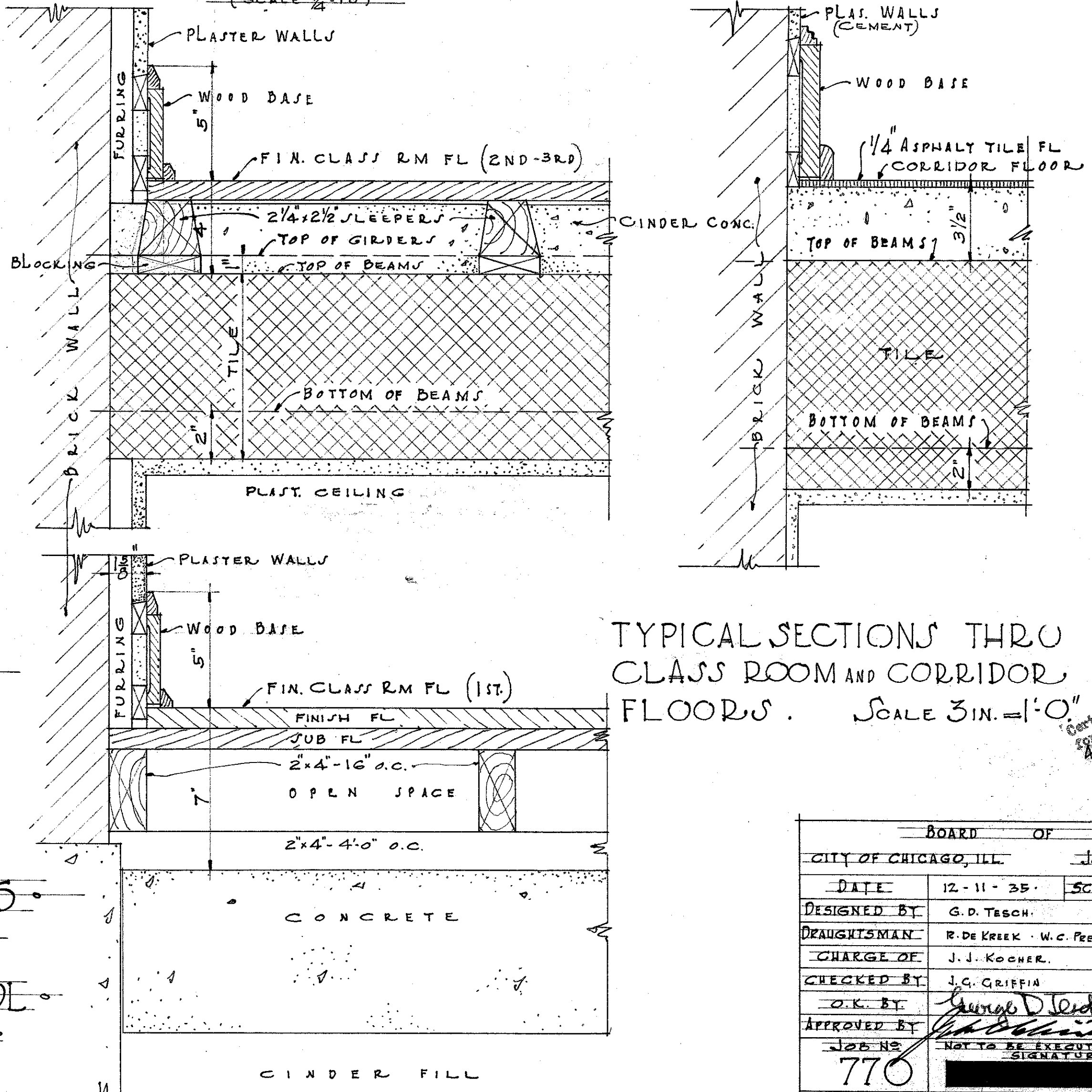
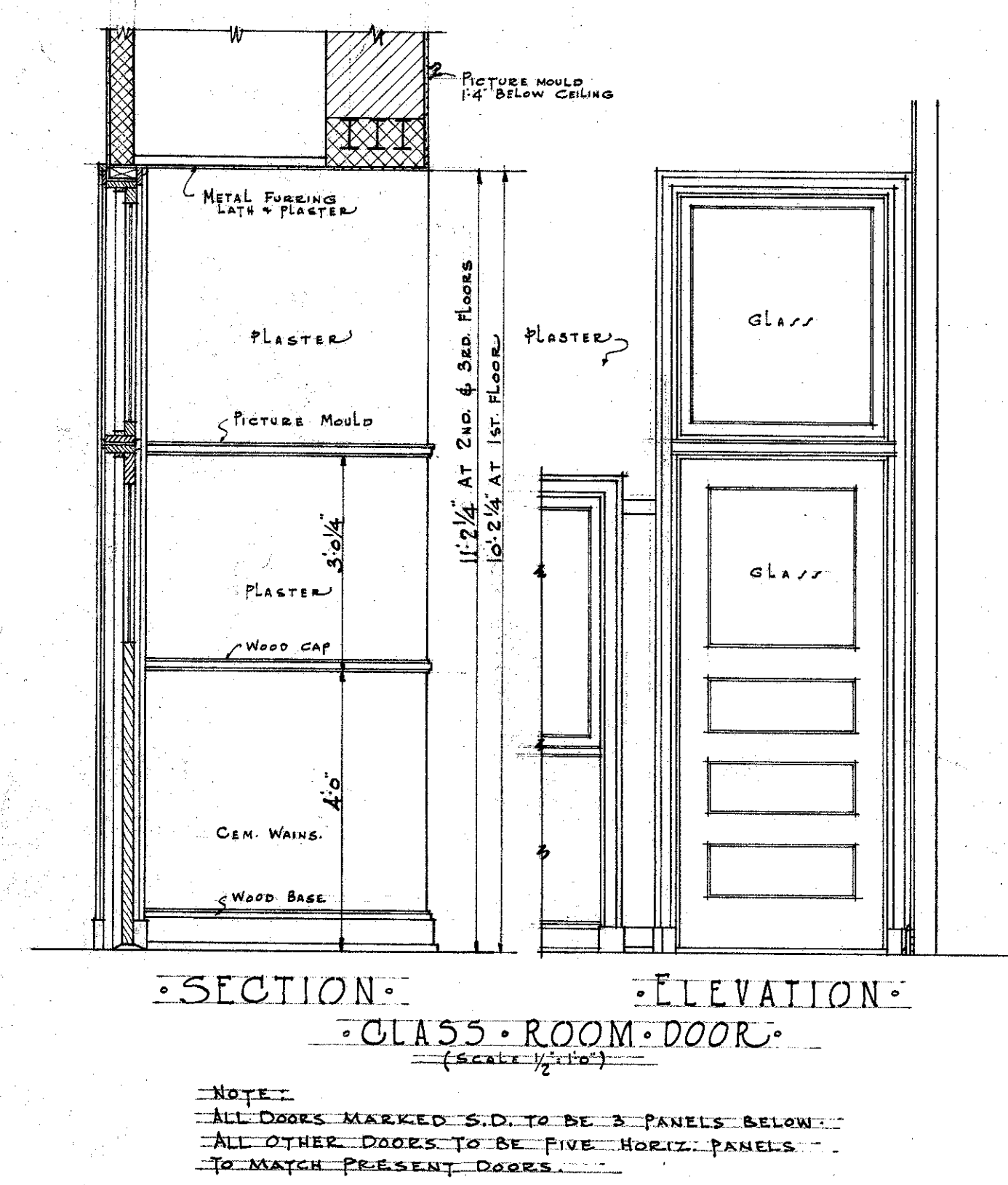
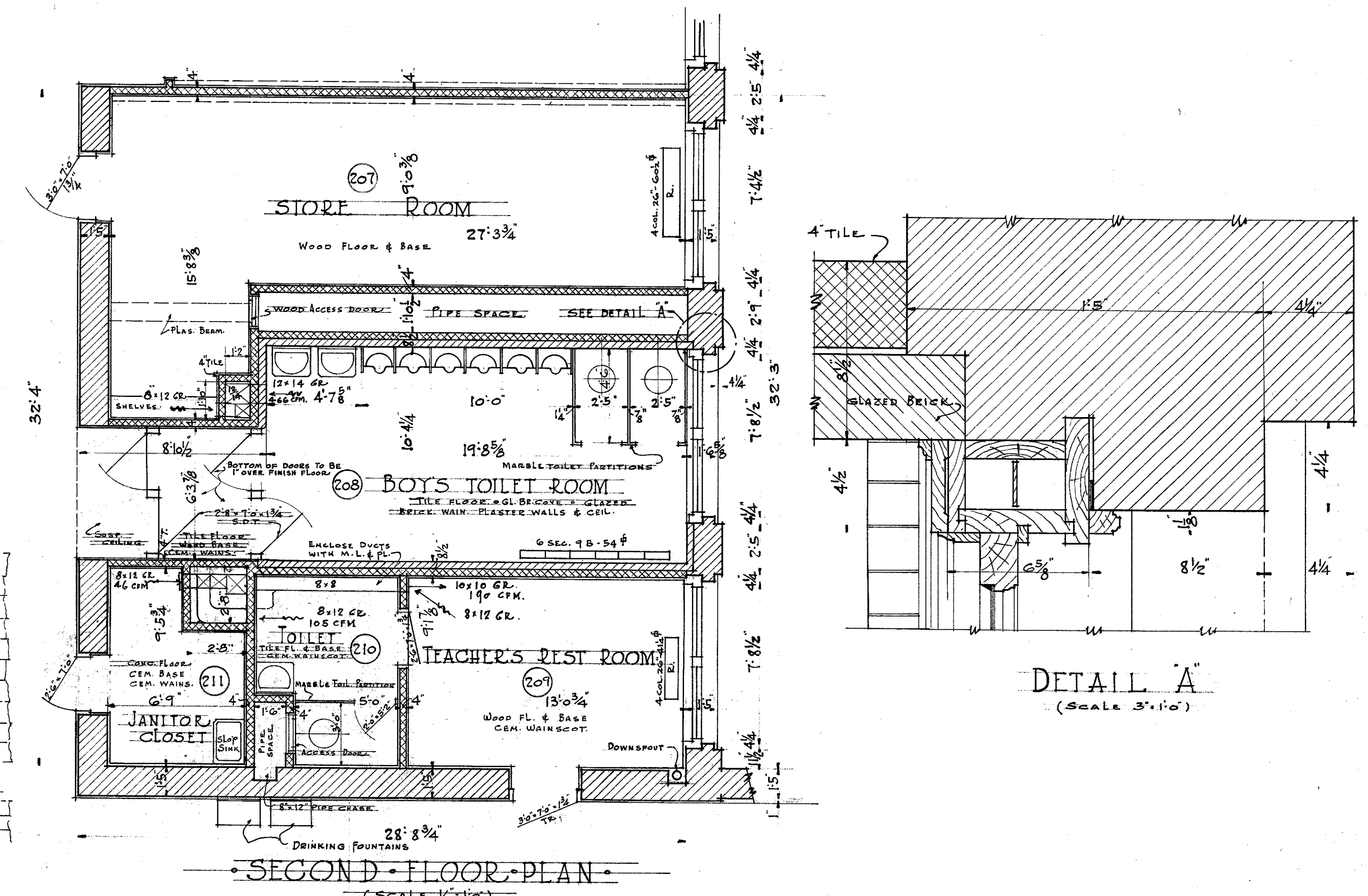
SCALE 1/2" = 1'-0"

PLAN OF ENTRANCE NO. 1
AND FRONT WALL OF CLASS ROOMS

PLAN SHOWING CONNECTION
BETWEEN NEW ADDN. & PRESENT
BLDG.

BOARD OF EDUCATION
CITY OF CHICAGO, ILL.
JOHN C. CHRISTENSEN, ARCHT.
DESIGNED BY G.D. TISCH
CHECKED BY J.G. GRIFFIN
CHARGE OF J.J. COCHRAN
O.K. BY [Signature]
APPROVED [Signature]
NOT TO BE EXECUTED WITHOUT
SIGNATURE
DRAWING NO. 770
CONTRACTORS MUST VERIFY ALL MEASUREMENTS AT THE BUILDING.

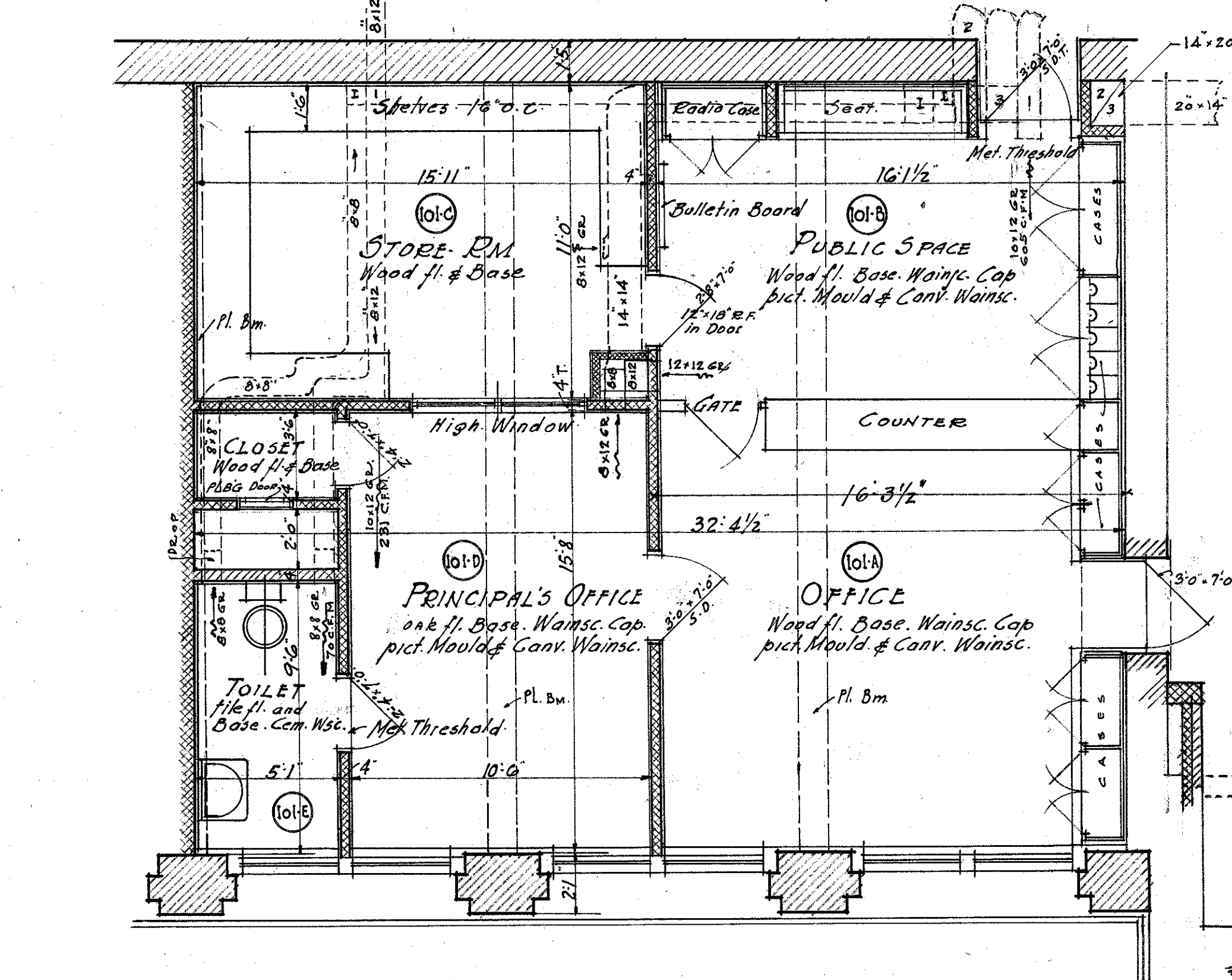
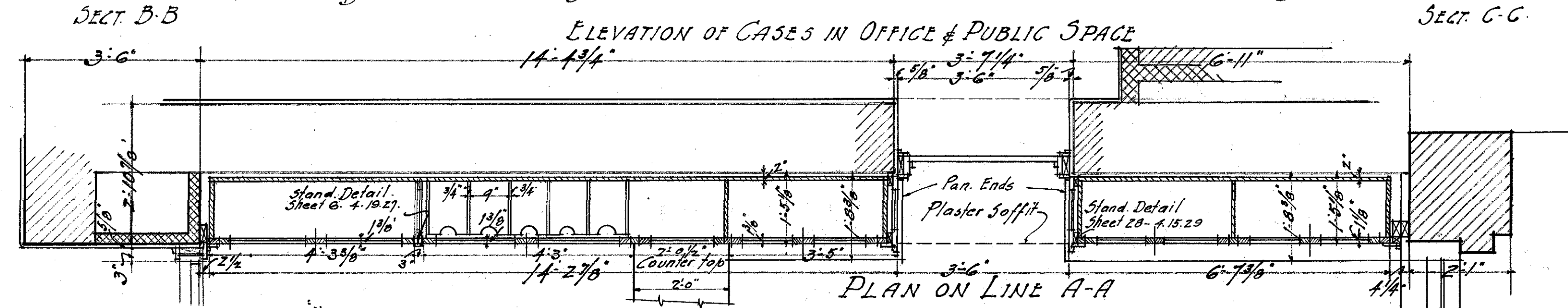
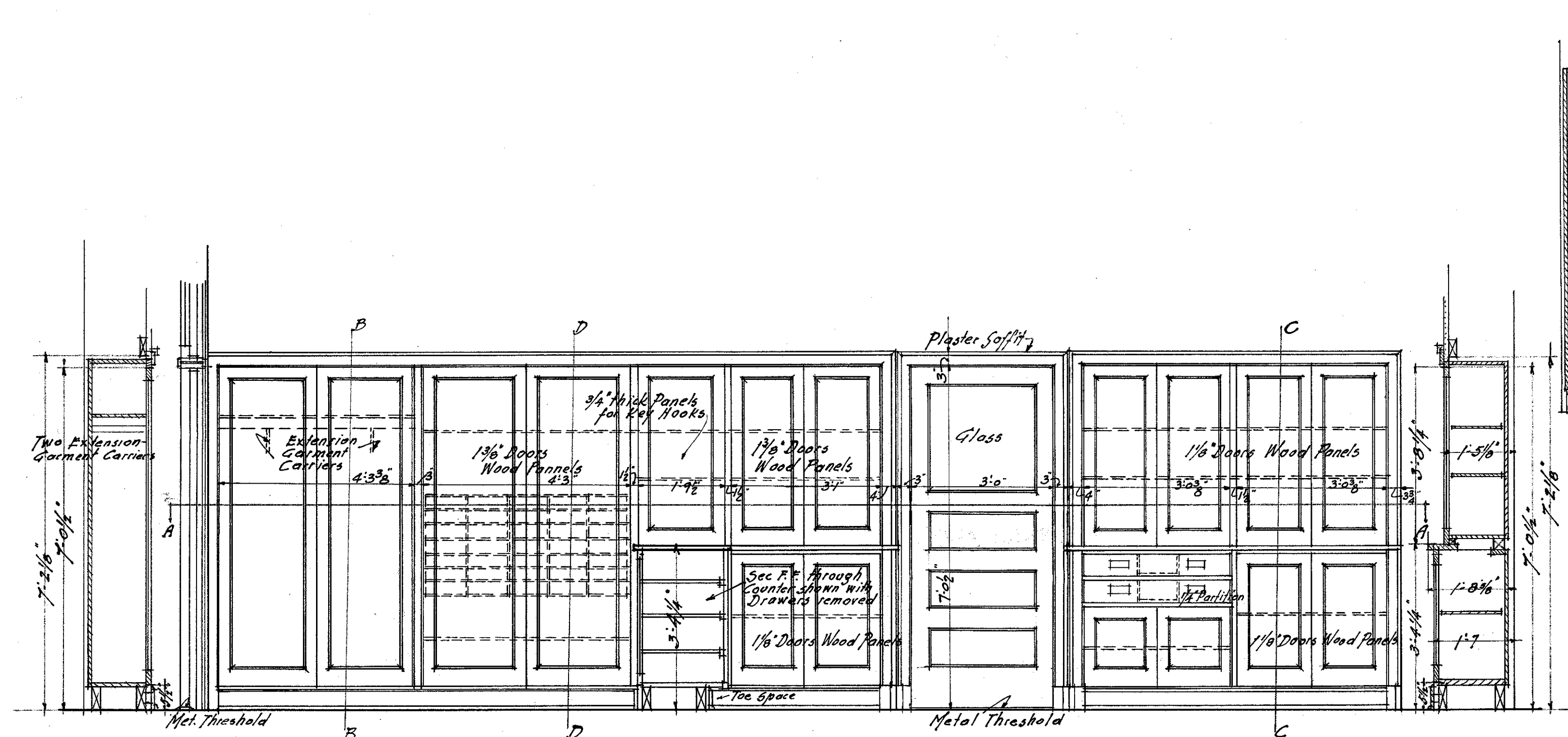




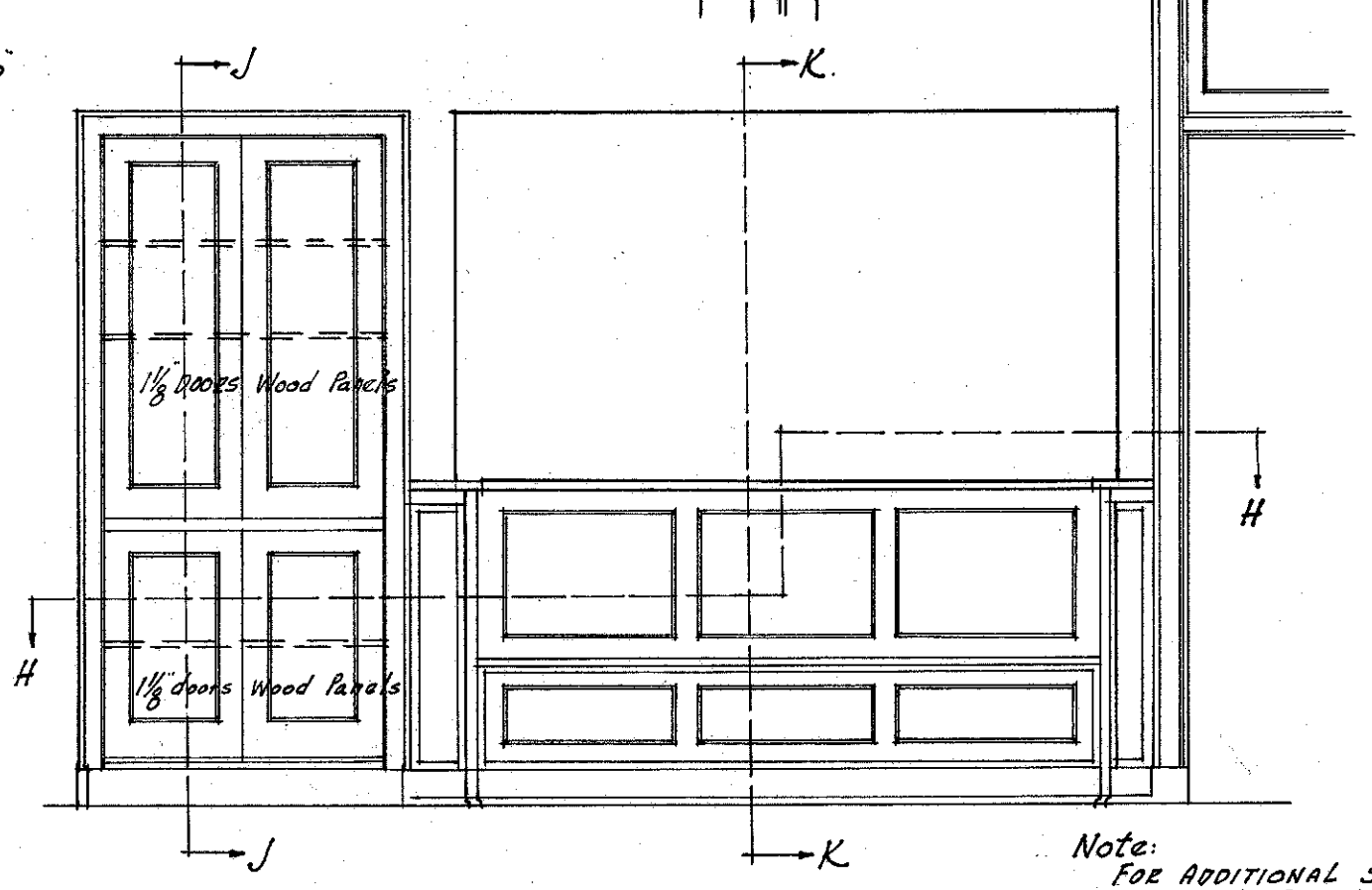
TYPICAL SECTIONS THRU
CLASS ROOM AND CORRIDOR
FLOORS. SCALE 3/8" = 1'-0"

Certification of Authenticity
for Purpose of Recording.
477 BOARD OF EDUCATION
28 BUREAU OF ARCHITECTURE
Director *James A. [illegible]*

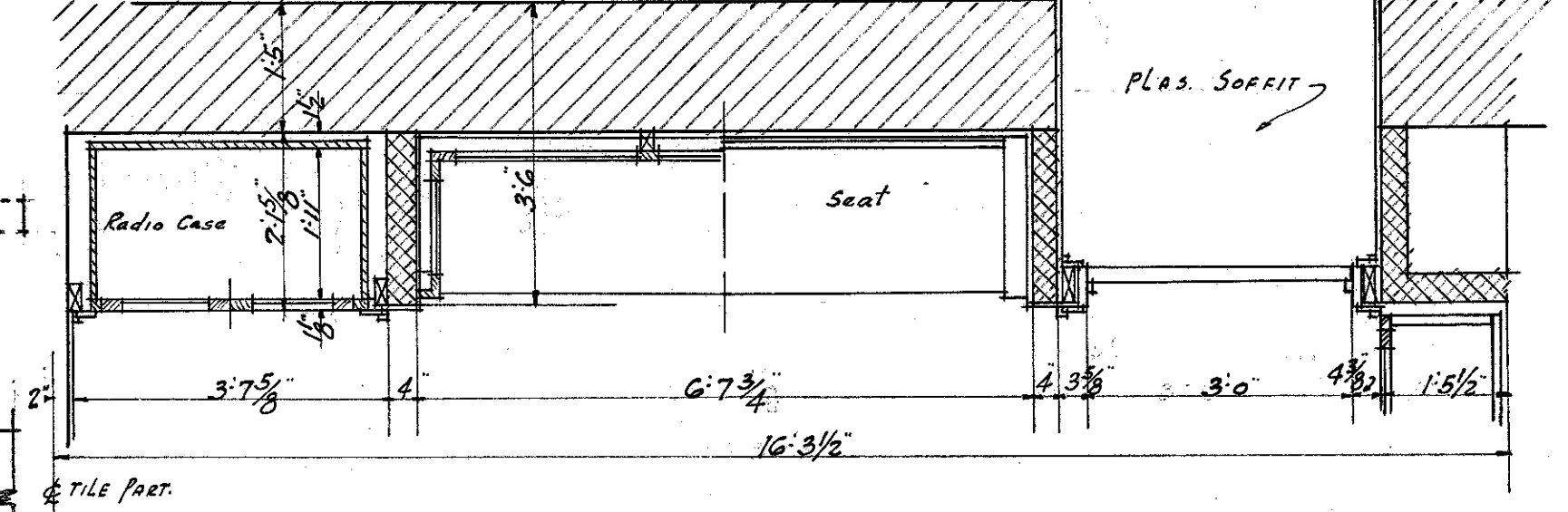
<div style="text-align: center;"> <u>BOARD OF EDUCATION</u> </div>			
<u>CITY OF CHICAGO, ILL.</u>		<u>JOHN C. CHRISTENSEN ARCHTCT</u>	
<u>DATE</u>	<u>12-11-35</u>	<u>SCALE 1/4" = 1'-0"</u>	<u>REVISED</u>
<u>DESIGNED BY</u>	<u>G. D. TESCH.</u>		
<u>CHAUGHTSMAN</u>	<u>R. DE KREEK - W. C. FREEST</u>		
<u>CHARGE OF</u>	<u>J. J. KOCHER.</u>		
<u>CHECKED BY</u>	<u>J. G. GRIFFIN</u>		
<u>O.K. BY</u>	<u>George D. Tesch</u>		
<u>APPROVED BY</u>	<u>[Signature]</u>		
<u>JOB NO.</u>	<u>NOT TO BE REPRODUCED WITHOUT SIGNATURE.</u>		<u>DRAWING NO.</u>
<u>770</u>	<u>[Redacted]</u>		<u>9</u>
<u>CONTRACTOR MUST VERIFY ALL MEASUREMENTS AT THE BUILDING</u>			



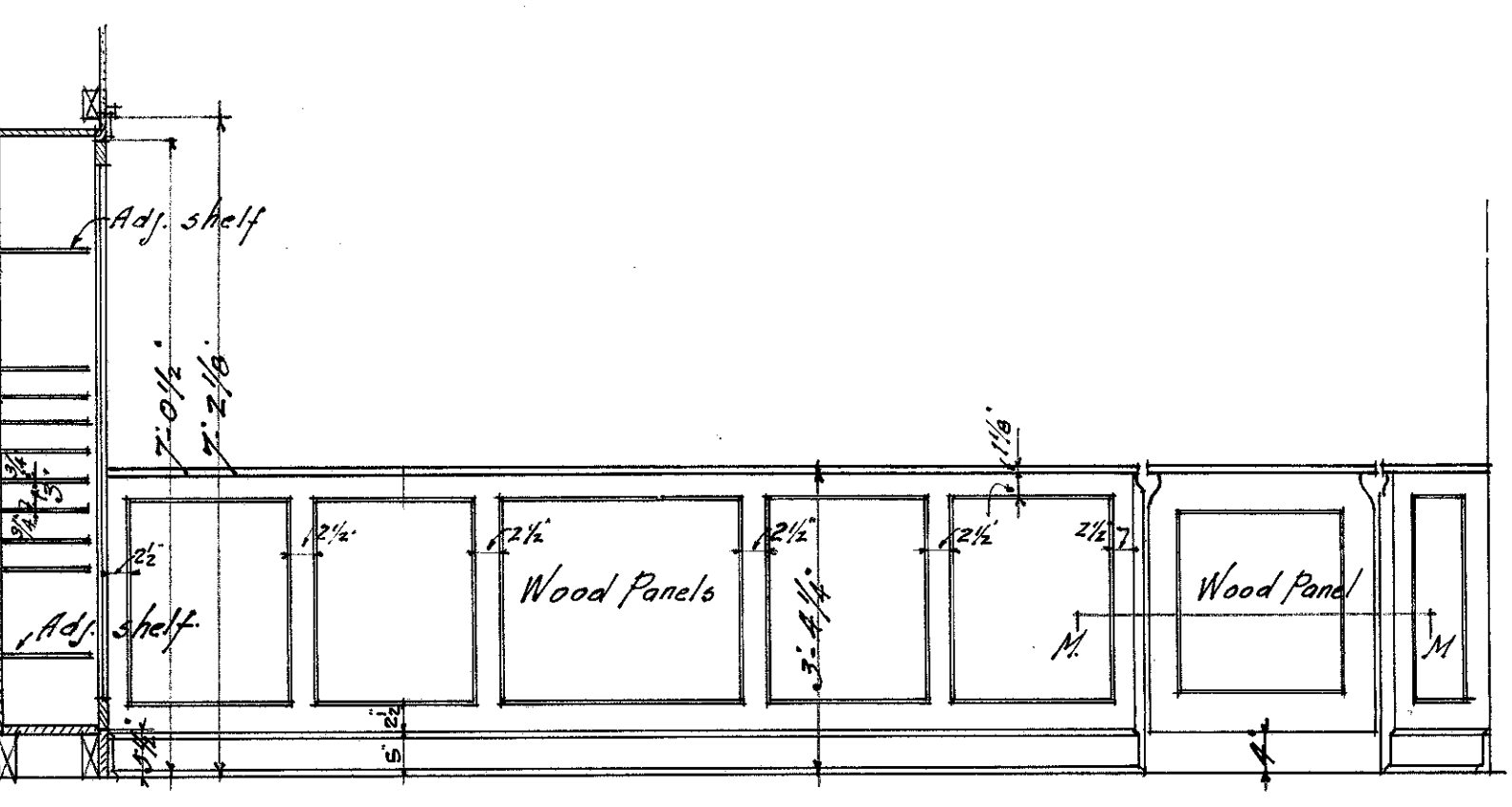
PLAN OF PRINCIPAL'S OFFICE & ADMINISTRATION SUITE.
(Scale 1/4" = 1'-0")



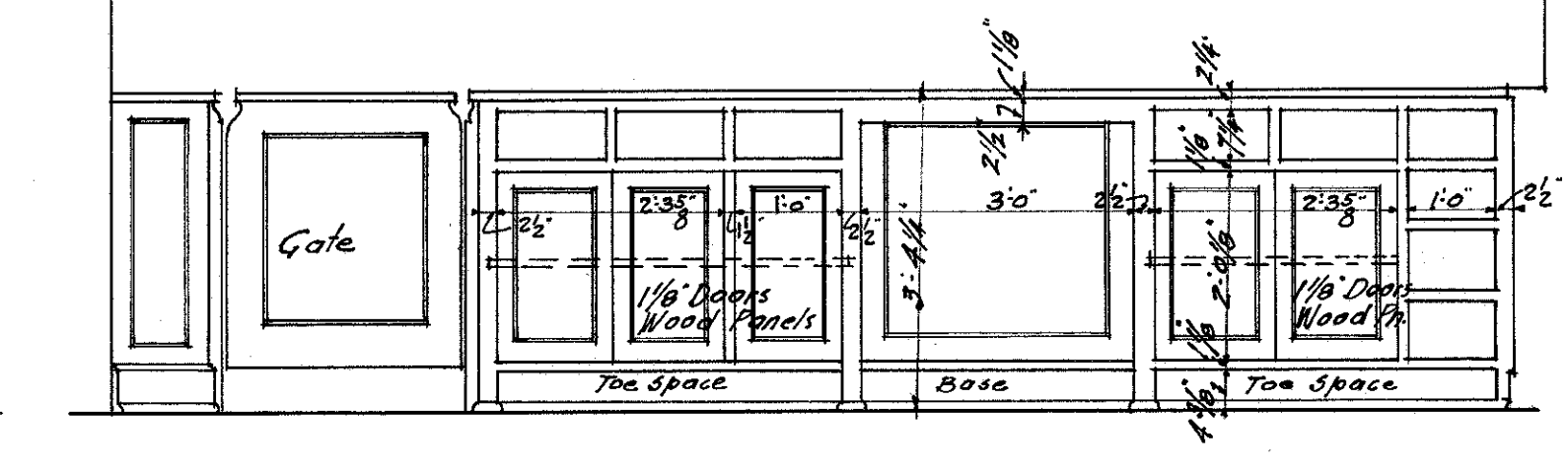
ELEVATION OF RADIO CASE & SEAT
(Scale 1/2" = 1'-0")



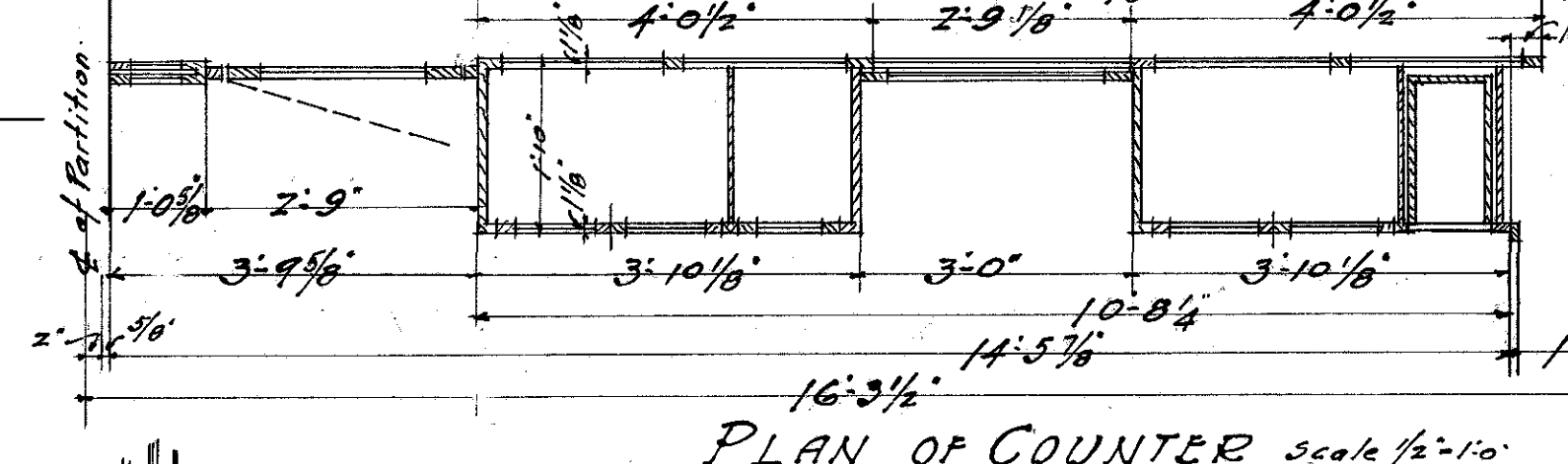
PLAN AT LINE H-H.
(Scale 1/2" = 1'-0")



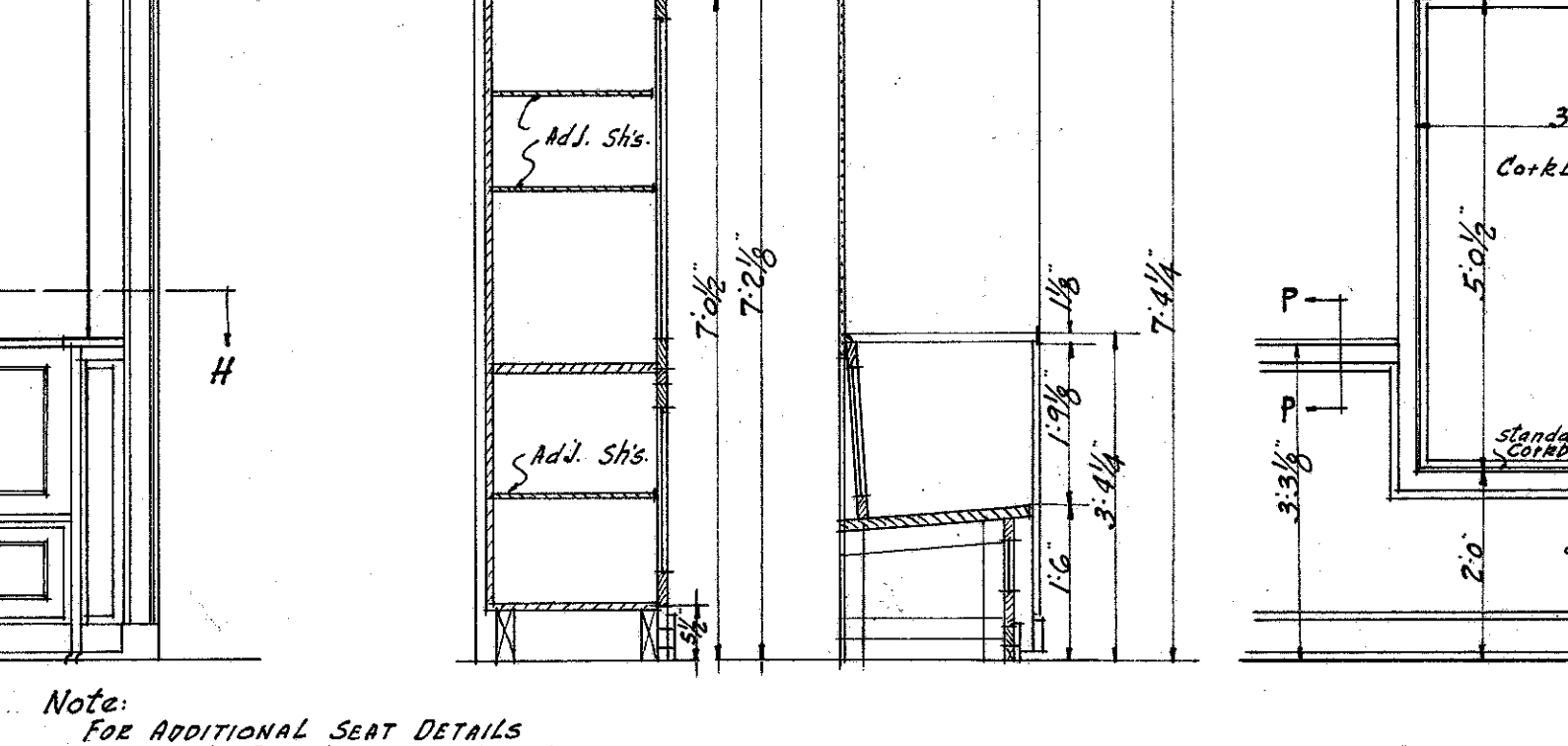
SECT. D-D. PUBLIC SPACE SIDE
ELEVATION OF COUNTER scale 1/2" = 1'-0"



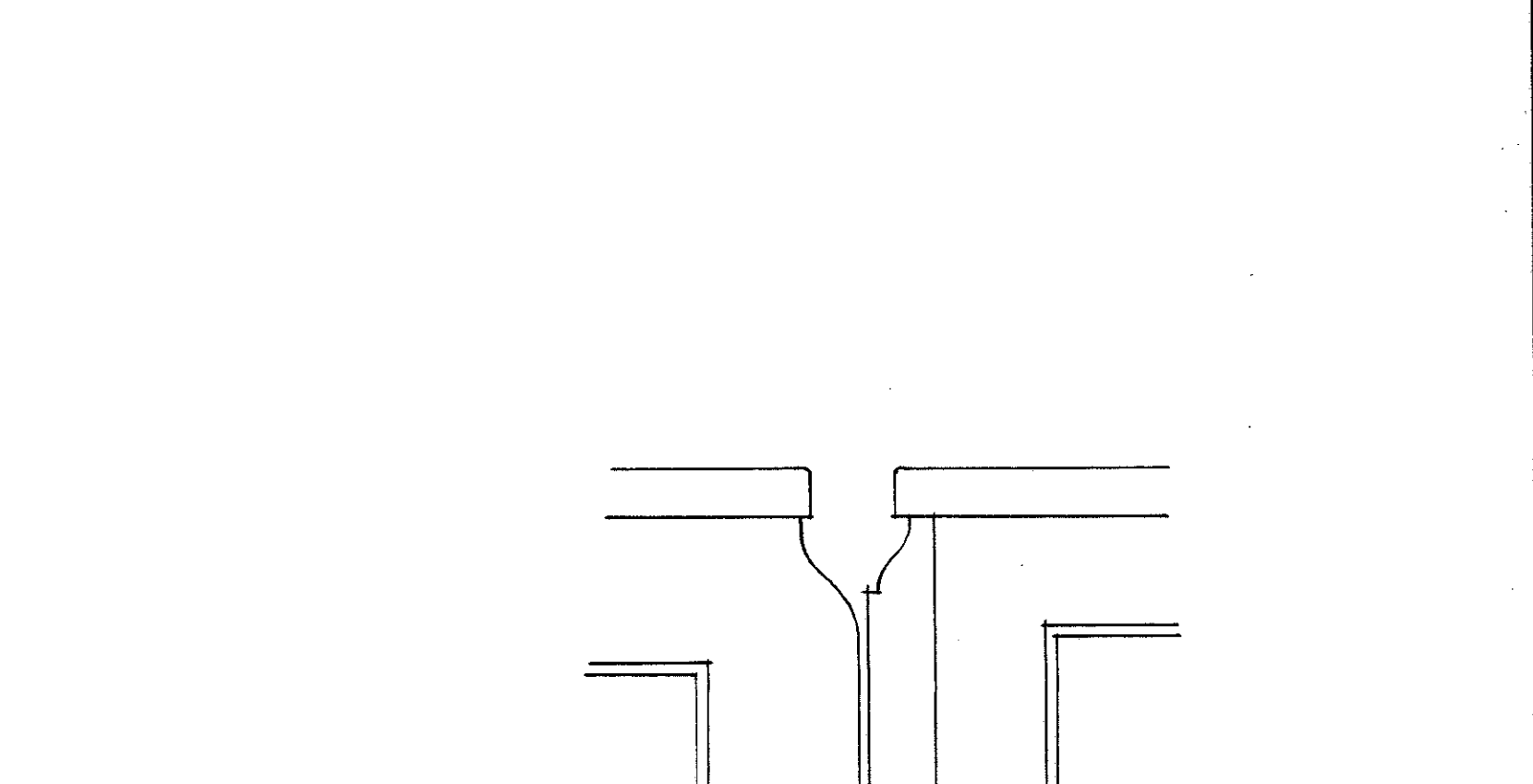
OFFICE SIDE
ELEVATION OF COUNTER scale 1/2" = 1'-0"



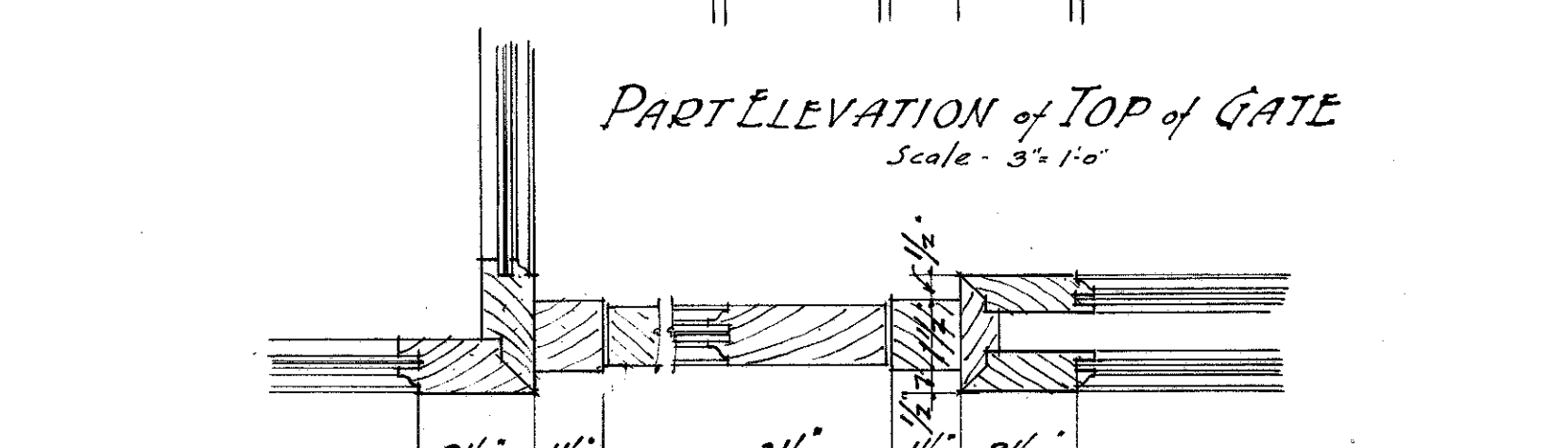
PLAN OF COUNTER scale 1/2" = 1'-0"




SECT. J-J. SECT. K-K. ELEVATION OF BULLETIN BOARD
(Scale 1/2" = 1'-0")



PART ELEVATION OF TOP OF GATE
Scale 3" = 1'-0"



PLAN THROUGH M-M
(Scale 3" = 1'-0")



ELEVATION OF HIGH WINDOW
Scale 1/4" = 1'-0"

• ROOM • DETAILS •
• ADDITION • & ALTERATIONS •
• EMMET • ELEMENTARY • SCHOOL •
5500 W. MADISON ST CHICAGO ILL.
JOHN C. CHRISTENSEN ARCHITECT
BOARD OF EDUCATION CHICAGO

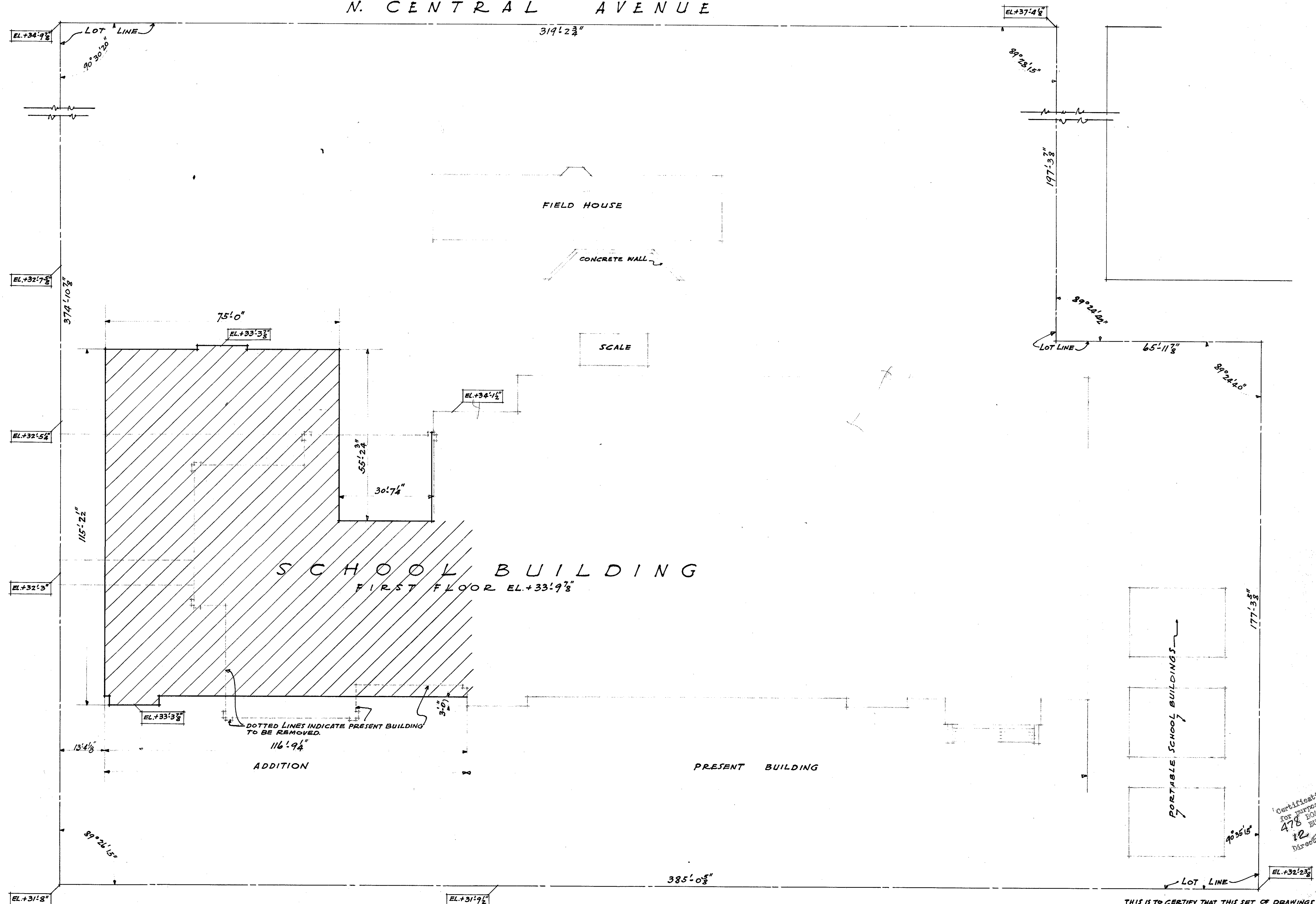
BOARD OF EDUCATION			
CITY OF CHICAGO, ILL.		JOHN C. CHRISTENSEN ARCHITECT	
DATE.	12/11/35	SCALE.	1/4" = 1'-0"
DESIGNED BY	G. D. TESOR	REVIS	
DRAUGHTSMAN	J. J. KOCHER		
CHECKED BY	J. G. GRIFFIN		
CHARGE OF	J. J. KOCHER		
O.K. BY	J. J. KOCHER		
APPROVED	J. J. KOCHER		
JOB NO.	770	NOT TO BE EXECUTED WITHOUT SIGNATURE	10
CONTRACTOR MUST VERIFY ALL DIMENSIONS AT THE BUILDING.			

Certification of Authenticity
for purpose of Recording
477 BUREAU OF ARCHITECTURE
Director *[Signature]*

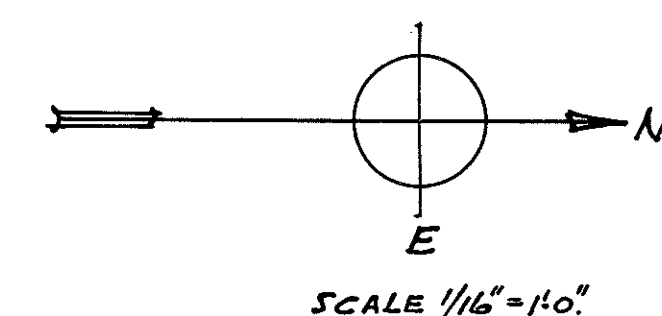
W. MADISON STREET

N. CENTRAL AVENUE

PINE AVENUE



• PLOT • PLAN •
• ADDITION • & • ALTERATIONS •
• EMMET • ELEMENTARY • SCHOOL •
• 5500 W. MADISON ST. • CHICAGO, ILL. •
• JOHN C. CHRISTENSEN • ARCHITECT •
• BOARD OF EDUCATION • CHICAGO •



THIS IS TO CERTIFY THAT THIS SET OF DRAWINGS FOR SCHOOL BUILDING LOCATED AT NO. 5500 W. MADISON ST. COMPRISING SHEETS NO. 1 TO 23 INCLUSIVE WAS MADE UNDER MY DIRECTION AND COMPLIES WITH THE BUILDING ORDINANCE OF THE CITY OF CHICAGO.

CITY OF CHICAGO, ILL.			
ARCHITECT. BOARD OF EDUCATION - CHICAGO.			
BOARD OF EDUCATION			
JOHN C. CHRISTENSEN, ARCHITECT.			
DATE	12-11-35	SCALE 1/16"=10'	REVISED
DESIGNED BY	G. P. TESCH		
DRAWN BY	H. BERGUM		
CHECKED BY	J. G. GRIFFIN		
CHARGE OF	J. J. KOCHER		
O.K. BY			
APPROVED			
JOB NO.	770	NOT TO BE EXECUTED WITHOUT SIGNATURE	DRAWING NO. 23
CONTRACTORS MUST VERIFY ALL MEASUREMENTS AT THE BUILDING			