

**Directions:**

*Basic Directions:*

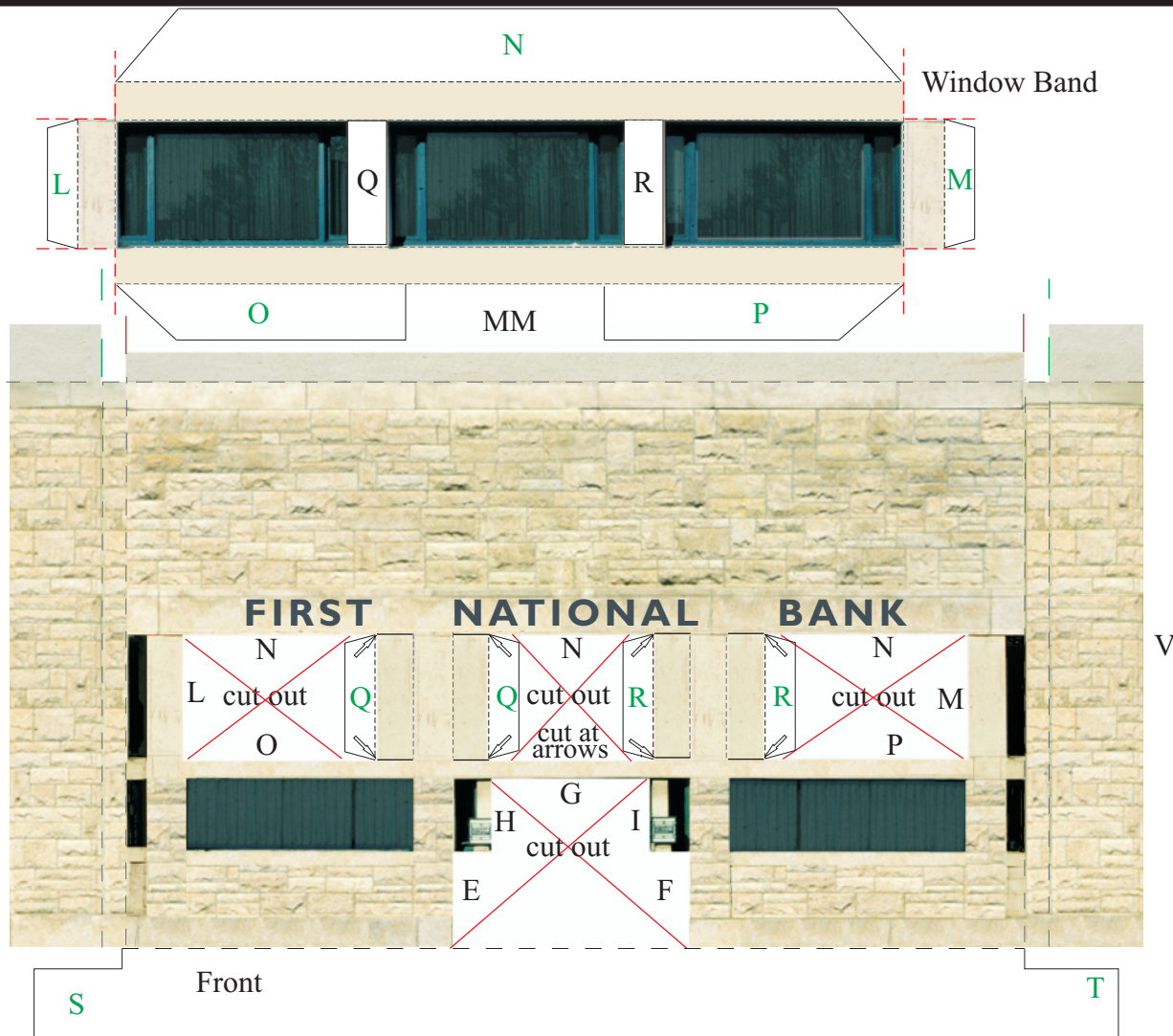
1. Be careful to cut around all tabs.
  2. Dotted lines are to be folded. Green dotted lines and green letters should be folded backward. Red dotted lines and red letters should be folded forward.
  3. Letters indicate how pieces should fit together.
- TIP: Lightly score dotted lines before cutting piece out to make folding easier.

*To Make Recessed Entrance:*

1. Cut out Entrance piece.
2. Fold all dotted lines.
3. Glue tabs A, B, C and D to create recessed entry doors.
4. Glue stone cap stone to tabs J and K to create protruding entry half walls.
5. Glue E, F, G, H, and I to back side of Front.

*To Make Recessed Window Band and Finish Front:*

1. Cut out four areas "X"ed out with red lines.
2. Cut dark black lines at window jambs (at black arrows).
3. Cut out Front piece. Fold all dotted lines.
4. Fold window mullions to form square tubes.
5. Glue Q tabs together and R tabs together.
6. Glue the Entrance to the Front using tabs E through I.



7. Cut out Window Band.
8. Fold all dotted lines.
9. Fold tabs labeled L through P.
10. Glue Window Band to Front using tabs L through P.
11. Glue mullions Q and R to matching area on Window Band.

# BUILD YOUR OWN ILLINOIS MAIN STREET



## ILLINOIS MAIN STREET

ILLINOIS HISTORIC PRESERVATION AGENCY  
 One Old State Capitol Plaza Springfield, Illinois 62701 217.782.4836  
 OFFICE OF LIEUTENANT GOVERNOR PAT QUINN  
[www.illinois-history.gov](http://www.illinois-history.gov) [www.illinoismainstreet.org](http://www.illinoismainstreet.org)

## FIRST NATIONAL BANK DWIGHT, ILLINOIS

Designed by: Frank Lloyd Wright Built: 1906  
[www.buildyourownmainstreet.com](http://www.buildyourownmainstreet.com)

Drawn By  
 MWG

Date  
 3/07

PAGE  
 1 of 4



View of complete model



© 2006 ILLINOIS HISTORIC PRESERVATION AGENCY

Left Side

# BUILD YOUR OWN ILLINOIS MAIN STREET



## ILLINOIS MAIN STREET

ILLINOIS HISTORIC PRESERVATION AGENCY  
 One Old State Capitol Plaza Springfield, Illinois 62701 217.782.4836  
 OFFICE OF LIEUTENANT GOVERNOR PAT QUINN  
[www.illinois-history.gov](http://www.illinois-history.gov) [www.illinoismainstreet.org](http://www.illinoismainstreet.org)

## FIRST NATIONAL BANK

DWIGHT, ILLINOIS  
 Designed by: Frank Lloyd Wright Built: 1906  
[www.buildyourownmainstreet.com](http://www.buildyourownmainstreet.com)

Drawn By  
 MWG  
 Date  
 3/07

*To Make Chimney:*


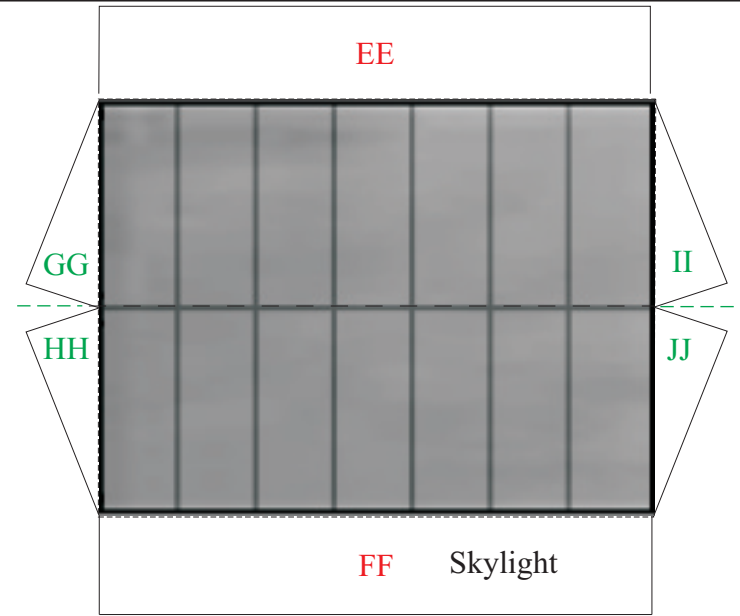
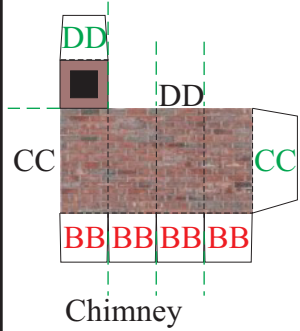
1. Cut out Chimney piece and fold all dotted lines.
2. Glue tab CC to the other side of the chimney to make a square tube.
3. Glue tab DD down to enclose the top of the chimney.

*To Add Sides and Back:*

1. Cut out the Side and Back pieces. Fold all dotted lines.
2. Glue the Front onto the Left and Right Sides using tabs U and V.
3. Glue the Back onto the sides using tabs Y and AA.
4. Glue the corners of all bottom tabs (S, T, X, Z) together to create a base.

*To Prepare Roof and Install Chimney:*

1. Cut out the two sections of the Roof marked with red X's.
2. Cut out the Roof piece. Fold all dotted lines.
3. Push Chimney through the square hole in the Roof.
4. Glue tabs BB to the back of the Roof to attach chimney.



T [www.buildyourownmainstreet.com](http://www.buildyourownmainstreet.com) [www.illinois-history.gov](http://www.illinois-history.gov) [www.illinoismainstreet.org](http://www.illinoismainstreet.org) Right Side Z

# BUILD YOUR OWN ILLINOIS MAIN STREET



## ILLINOIS MAIN STREET

ILLINOIS HISTORIC PRESERVATION AGENCY  
 One Old State Capitol Plaza Springfield, Illinois 62701 217.782.4836  
 OFFICE OF LIEUTENANT GOVERNOR PAT QUINN  
[www.illinois-history.gov](http://www.illinois-history.gov) [www.illinoismainstreet.org](http://www.illinoismainstreet.org)

## FIRST NATIONAL BANK

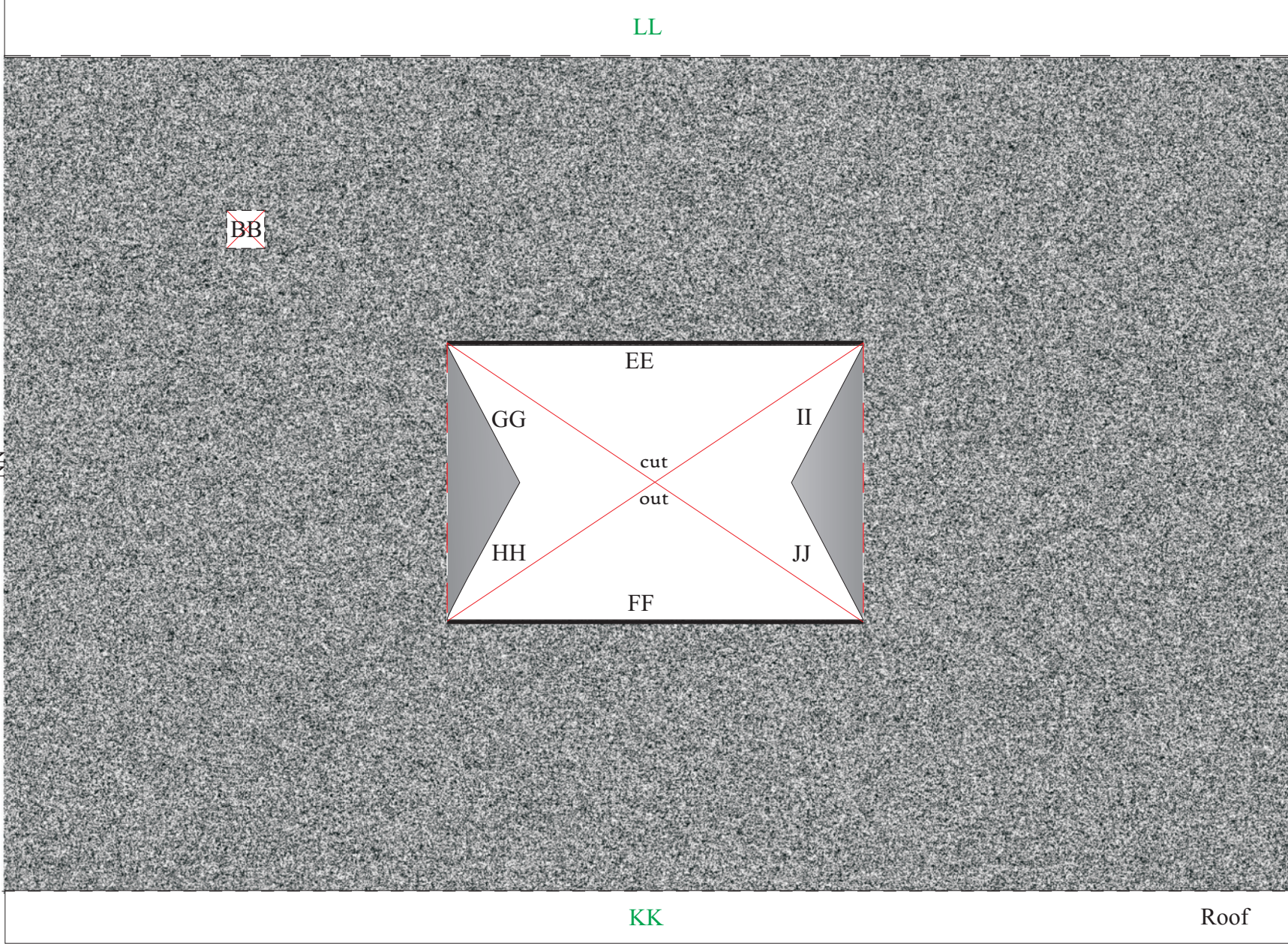
DWIGHT, ILLINOIS

Designed by: Frank Lloyd Wright Built: 1906  
[www.buildyourownmainstreet.com](http://www.buildyourownmainstreet.com)

Drawn By  
 MWG

Date  
 3/07

PAGE  
 3 of 4



tab **MM** ↗

- To Install Skylight and Add the Roof:*
1. Push Skylight through larger Roof hole.
  2. Glue tabs EE and FF to the backside of the Roof.
  3. Glue tabs GG through JJ to the backside of the skylight's triangular ends.
  4. Glue tab NN on the Back to the Roof's underside.
  5. Glue tab MM to the back of the Front. It will fit tight under the folded back parapet.
  6. Glue tabs KK and LL to the back of the Sides.
  7. Roof should be slightly sloped.

# BUILD YOUR OWN ILLINOIS MAIN STREET



**ILLINOIS MAIN STREET**  
 ILLINOIS HISTORIC PRESERVATION AGENCY  
 One Old State Capitol Plaza Springfield, Illinois 62701 217.782.4836  
 OFFICE OF LIEUTENANT GOVERNOR PAT QUINN  
 www.illinois-history.gov www.illinoismainstreet.org

**FIRST NATIONAL BANK**  
 DWIGHT, ILLINOIS  
 Designed by: Frank Lloyd Wright Built: 1906  
 www.buildyourownmainstreet.com

Drawn By  
 MWG  
 Date  
 3/07